

# **Rotherham**

## **Childcare Sufficiency Report**

### **2023-24**

## Contents

### Table of Contents

Section 1 – Introduction	1
Section 2 - Key Findings	3
Section 3 – Demographic Information	6
Section 4 – Childcare Sufficiency Analysis	8
Section 5 – Early Education Sufficiency Analysis	21
Section 6 – Expansion of Early Years Entitlements	29
Appendices	34
Childcare Sufficiency Summary Table	35
Childcare Sufficiency 2023	36
Potential Housing Developments in Rotherham	37
Early Education Capacity	38
Projected Demand and Capacity for 30 Hour Childcare Places	39
Out of School Childcare Availability by School	40
Demographic Information	42
Definitions of Childcare	52
Ofsted Registration	55
Local Authority Support for Parents / Providers:	59
• Families Information Service	59
• Support for Children with Special Educational Needs and Disabilities (SEND)	60
• Support for Black & Minority Ethnic Families	60
• Support for Childcare and Early Education Providers	61
Projections for Expanded Entitlements for two year olds	63
Projections for Expanded Entitlements for nine month olds (September 2024)	64
Projections for Expanded Entitlements for nine month olds (September 2025)	65
Childcare Sufficiency Action Plan	66

If you would like to comment on the Rotherham Childcare Sufficiency Assessment please send an e-mail to:

[earlyeducation@rotherham.gov.uk](mailto:earlyeducation@rotherham.gov.uk)

## Section 1 – Introduction

### 1.1 Childcare Sufficiency Duty

The Local Authority has a statutory duty under Section 6 of the Childcare Act 2006 to ensure, as far as is reasonably practicable, that sufficient childcare places for children aged 0-14 (or up to 18 for disabled children) are available across the borough to enable parents to work, or undertake education or training leading to employment, and under Section 7 of the Childcare Act 2006 to secure free early education provision for each eligible young child in their area (i.e. all three / four year olds and eligible two year olds).

### 1.2 Purpose of the Report

Statutory Guidance includes a requirement to report annually to elected council members on how the duty to secure sufficient childcare is being met, and to make this report available and accessible to parents.

This report and additional background data analysis are also used to assist Rotherham Metropolitan Borough Council in its duty to understand the childcare market and to assist in planning. The report is also useful to assist existing and potential childcare providers to inform ongoing development of childcare places.

The early education vacancy and occupancy data was calculated using 2 datasets:

School data: Take-up of places had been deducted from maximum number of places available (pupil admission number) to give a number of vacant early education places.

Childcare data: Vacancy information for the early education age groups had been gathered as the number of 'morning' or 'afternoon' sessions vacant on a daily basis for each provider. The total number of sessions vacant for each provider has been divided by 3 (for providers

delivering 5 hour sessions) or by 5 (for providers delivering 3 hour sessions) to give the maximum number of 15 hour early education places the provider has available.

Existing and potential childcare providers should always undertake their own market research to understand local childcare needs and use the information in this report as an indicator only. This report represents the position based on data gathered between June – August 2023 and changes may have taken place since the report was written.

## Section 2 – Key Findings

There is sufficient childcare / early education capacity based on current take-up levels with some spare capacity across all age ranges, however, there is limited availability for out of school childcare at specific schools.

### 2.1 Choice and Availability

- The total number of childcare / early education providers (including school Foundation 1 classes, Day Nurseries, Pre-Schools, Childminders and Out of School providers) has increased slightly since 2022 from 416 to 421.
- There are 219 early years childcare providers in Rotherham offering daycare to children aged between 0 and 5 years old, 21 out of school clubs offering a combination of breakfast / after school and holiday care (plus 79 breakfast clubs provided by primary schools) and 73 Foundation 1 classes. - Section 4.1.
- Most areas of the borough have a range of childcare provision available (Day Nurseries, Pre-Schools, Childminders and Out of School provision) – Section 4.1 and Appendix 1a.
- Childcare provision is available before 8am in all areas and most areas have childcare available after 6pm. Availability of childcare at weekends varies from area to area – Section 4.8, Appendix 1a.
- The majority of primary schools in Rotherham have some level of after school childcare (delivered either by an Out of School Club or Childminders) - Section 4.3 and Appendix 5.
- There is some spare **childcare** capacity across all areas – Appendix 1a & 1b.
- There is some early education capacity across all areas for three and four year olds to take up their universal 15 hour entitlement, including projected increase in capacity needed through new house building; however, there would not be sufficient capacity in the Coleridge (Canklow, East Dene / Clifton and Eastwood / Town Centre) area if all three year old children wished to take up their entitlement – Section 5.1 & 5.2, Appendices 3 & 4.
- There is some **early education** capacity across all areas for eligible three and four year olds to take up the extended 30 hour entitlement, however, there would not be sufficient capacity in the in Coleridge, Arnold and in Aughton (Aughton / Aston, Catcliffe / Treeton

and Whiston) if all eligible children wished to take up their full entitlement. Section 5.1 & 5.4, Appendix 4.

- There is some early education capacity for two year olds in all areas of the borough including projected increase in capacity needed through new house building; however, there would not be sufficient capacity in the Coleridge (Canklow) areas if all eligible two year old children wished to take up their full entitlement.– Sections 5.1 & 5.3, Appendix 3.
- Unmet demand: There has been six instances of unmet demand in the period 01/09/22 and 31/08/23, all needing out of school care at Sitwell Infants, Canklow Woods Primary, Badsley Moor Lane Primary, Kilnhurst Primary, Rawmarsh Sandhill Primary and Aston Fence Junior and Infants indicating limited availability at childcare providers servicing these schools. - Section 4.8, Appendix 1a.

## **2.2 Costs**

- The average costs of childcare in Rotherham are significantly lower than the national average costs – Section 4.6.
- The cost of childcare for a full day in Rotherham ranges from £31.82 to £68.50 depending on the type of provider and geographical area – Section 4.6
- The average childcare costs in Rotherham have increased slightly for group daycare providers (Day Nurseries) and Childminders.

## **2.3 Quality**

- The quality of childcare provision in Rotherham remains above the National and Yorkshire & Humber levels at 97.6% of providers with a ‘Good’ or ‘Outstanding’ Ofsted judgement in 2023 - see Section 4.7.

## 2.4 Expansion of Early Years Entitlements

- The expansion to early years entitlements is planned to roll out between April 2024 and September 2025. Projections show that there should be sufficient availability for the April 2024 stage of the roll out but there are some areas of concern for the September 2024 and September 2025 stages.
- Further analysis and monitoring will take place to ensure that there are sufficient places to meet demand.

## 2.5 Summary

**There is currently adequate childcare and early education provision in the borough to meet needs for 0 – 5 year olds.** However, there is a risk that there will not be sufficient provision in a small number of areas for all eligible children to take up their early education entitlement. Unmet demand also indicates lack of availability of out of school childcare at specific schools.

The childcare market is kept under review on an ongoing basis. Take-up of early education for two, three and four year olds is reviewed termly and a full childcare analysis is carried out annually to ensure there continues to be adequate provision to meet needs. Childcare sufficiency information is shared with existing and potential childcare providers to enable informed decisions to be made on the creation of additional childcare in the borough. The action plan in Appendix 13 has more details on how the Rotherham Early Years and Childcare Service will monitor and support sufficient childcare/early education provision in Rotherham.

Supply of out of school provision varies on an ongoing basis. The majority of primary school pick ups are provided by Childminders and coverage of individual schools varies depending on demand at any one time (see Appendix 5).

## Section 3 – Demographic Information

### 3.1 Population Data:

Demographic and socio-economic data helps us to build a better picture of demand for childcare and a parent’s ability to pay. For instance, local population changes can have implications for the demand for childcare which could impact on childcare providers.

**Chart 1. Projected Rotherham Child Population (ONS 2018-based)**

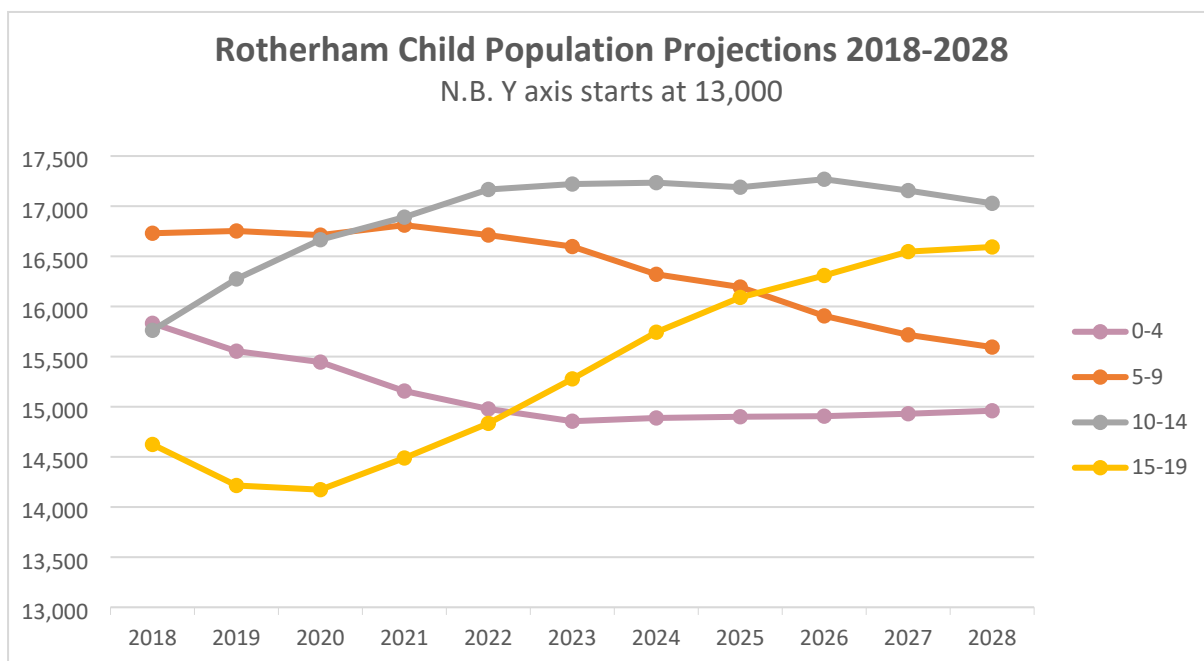


Chart 1 shows that the population of 0-4 year olds is projected to increase very steadily over the next four years. The population aged 5-9 years is projected to fall slowly from 16,597 in 2023 to 15,595 in 2028. The increase seen in the 10-14 age group since 2018 has now steadied with a projected rise from 17,221 in 2023 to 17,269 in 2025. The number of young people aged 15-19 is forecasted to rise steadily over the next five years.

There has been a steady decrease in the number of two year olds eligible for two year old early education funding in Rotherham (data supplied from Department for Work and Pensions to local authorities seven times per year) since 2018 with a further decrease of 4% since 2022, this reflects the reduction in 0-4 year olds overall (see Chart 1 above). This is also mirrored nationally with a 11% decrease in the estimated number of eligible two year olds between 2022 and 2023, this is due to a “fall in parents of 2-year-olds receiving legacy benefits which



Universal Credit has replaced hasn't been offset by the rise in those receiving Universal Credit. In addition, the maximum income thresholds for the eligibility criteria have remained unchanged in recent years whilst average incomes have increased".<sup>1</sup>

Demographic information including the following details can be found at Appendix 6.

- Worklessness and Benefit Claimants
- Ethnicity and Migration
- Employment and Average Earnings
- Deprivation in Rotherham
- Child Poverty

---

<sup>1</sup> Data from Department for Education [Education provision: children under 5 years of age, Reporting Year 2022 – Explore education statistics – GOV.UK \(explore-education-statistics.service.gov.uk\)](https://explore-education-statistics.service.gov.uk)

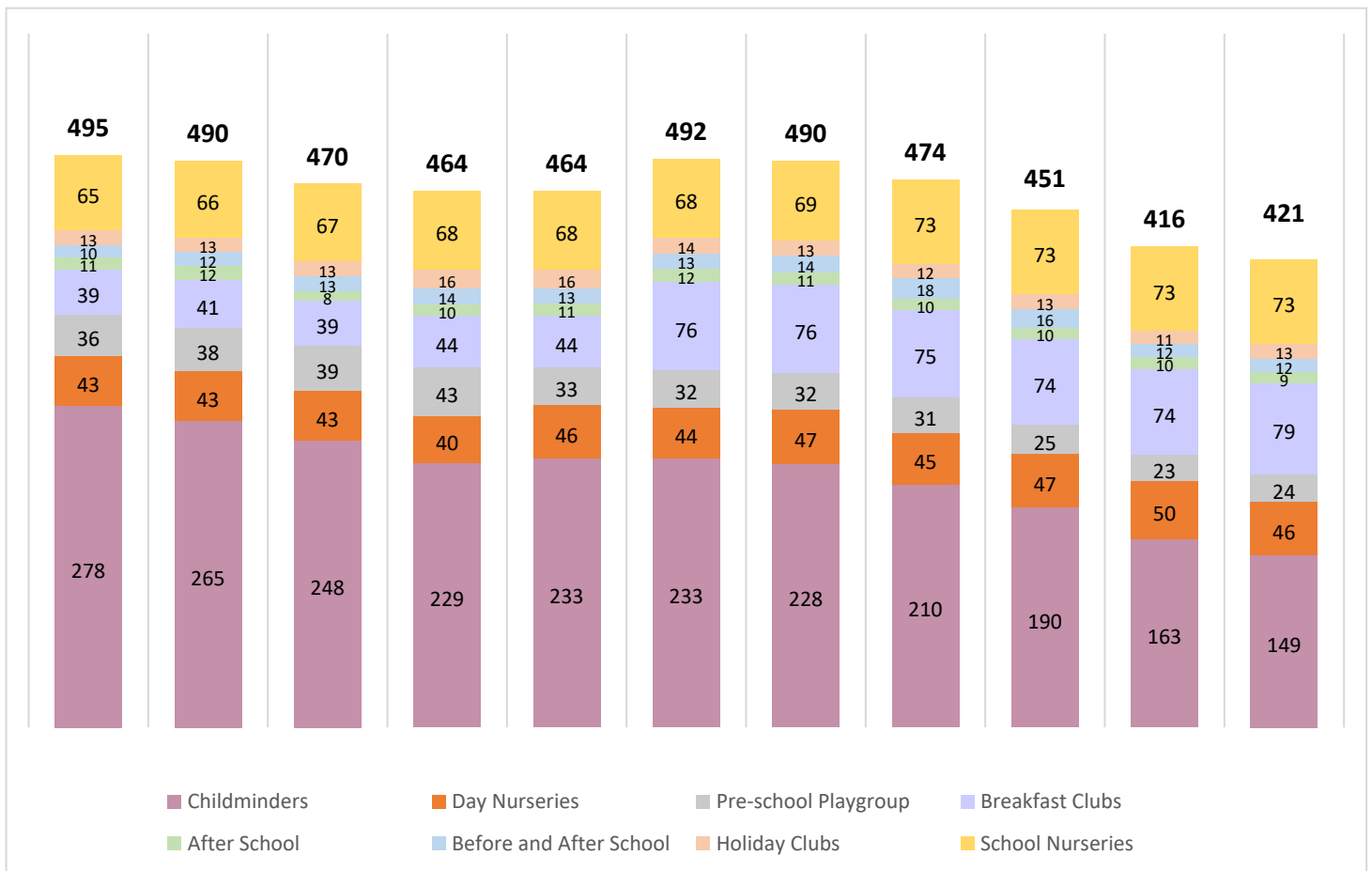
## Section 4 - Childcare Sufficiency Analysis

### 4.1 Childcare Availability

Childcare in Rotherham is provided by a range of Ofsted registered providers including Day Nurseries, Pre-Schools, Childminders and Out of School Care (before / after / holiday). See Appendix 8 for definitions of each type. The information provided in this report relates to Ofsted registered childcare provision (with the exception of school breakfast clubs and daycare and Foundation 1 provision delivered by schools which do not require separate Ofsted registration). See Appendix 8 for details of the different types of Ofsted registration.

Chart 2 details the changes in numbers of childcare / early education providers between September 2013 and September 2023. These figures are snapshots at fixed periods of time and show the data that the Local Authority held at that time.

**Chart 2. Number of Childcare / Early Education Providers in Rotherham**



\*\* This chart includes 11 Pre-Schools and 6 Full Daycare provided by schools in addition to their Foundation Stage provision

There has been a further decrease in the number of registered Childminders in Rotherham since the impact of the Covid-19 pandemic in 2020, with a further eight reporting they have plans to finish childminding in the next 12 months. This is also mirrored nationally, Ofsted reported in March 2023<sup>2</sup> that there were 27,900 Childminders, down by 3,500 (11%) since 31 March 2022. This continues a downward trend in number of Childminders, with 20,000 fewer than on 31 August 2015.

The decrease in the number of Childminders has not affected the availability of early education and childcare places for children aged under 5 years old taking into consideration the current demand. However, out of school availability has decreased and unmet demand for out of school childcare has increased. See section 4.3 and 4.9 for more information.

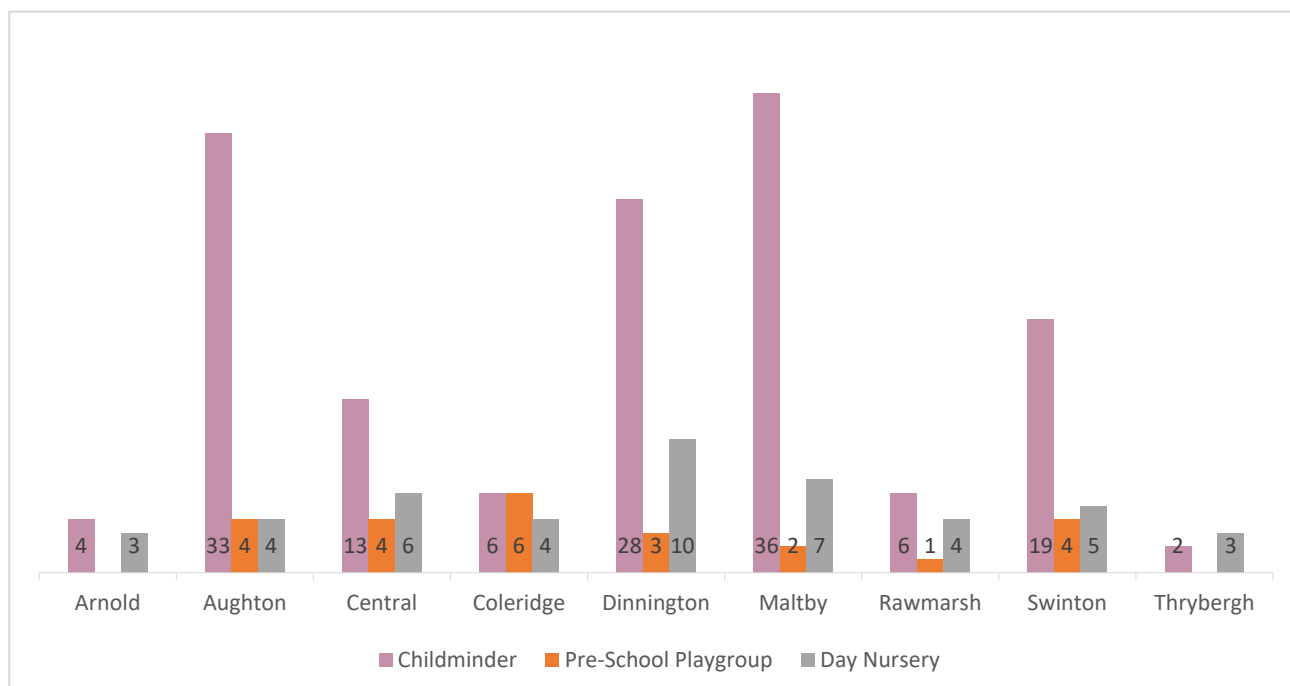
Day Nursery and Pre-School provision has remained more static which again reflects the national picture.

There is the full range of early years childcare providers in each Children's Centre area, with the exception of Arnold and Thrybergh where there is no Pre-School Playgroup provision, however, there are three Day Nurseries in both of these areas who offer sessional as well as full daycare delivery. Chart 3 details the number of each early years childcare provider type by Children's Centre area.

---

<sup>2</sup> [Main findings: Childcare providers and inspections as at 31 March 2023 - GOV.UK \(www.gov.uk\)](https://www.gov.uk/government/news/main-findings-childcare-providers-and-inspections-as-at-31-march-2023)

**Chart 3. Breakdown of Childcare / Early Education Providers by Children’s Centre Area**



#### 4.2 Changes to Early Years Childcare Availability Since 2022

Since 2022, two group providers have been re-categorised as a Pre-School from a Day Nursery and one has been re-categorised as Day Nursery from a Pre-school due to their delivery changing. One new Day Nursery has registered and two have resigned. There has also been two Day Nurseries that have changed ownership.

Over the year 33 Childminders have de-registered and 19 new Childminders have registered, therefore, the overall number of Childminders has reduced by 14. This is a much smaller overall decrease than last year where there was a total reduction on 27 Childminders. Although the number that have de-registered has actually increased by two, there has been a substantial increase in new Childminders registering.

### **4.3 Out of School Childcare Availability**

There are a range of childcare providers delivering out of school childcare in Rotherham including Out of School Clubs, Childminders and Day Nurseries. See Appendix 5 for a breakdown out of school childcare availability by school

The majority of primary schools (81%) have before and after school childcare services available. However, eighteen schools do not currently have after school childcare available; Badsley Primary, Blackburn Primary, Canklow Woods Primary, Coleridge Primary, Craggs Community, Eastwood Village Primary, Ferham Primary, Foljambe Campus Primary, High Greave Infants, High Greave Juniors, Highfield Farm Primary, St Ann's Junior and Infants, St Gerard's Catholic Primary, St Mary's Catholic Primary (Maltby), Swinton Fitzwilliam Primary, Thornhill Primary, Thrybergh Primary, Wentworth CE Junior and Infant. Blackburn Primary, Ferham Primary, St Mary's Catholic Primary (Maltby), Thrybergh Primary and Wentworth CE Junior and Infants have no before or after school childcare available. Of these schools unmet demand has been recorded for Canklow Woods Primary and Badsley Primary over the last year. See section 4.9 for unmet demand information.

This year, Childminders were also asked about which schools they were currently offering out of school services to. This was to give an indication of where further gaps in out of school provision are, as in the majority of cases, they can only drop off/collect from one or two schools but they may list more schools in their information as possibilities if children on roll change.

The information provided suggests there could be a further 17 schools that have limited out of school childcare available; Brinsworth Howarth Junior & Infants, Brookfield Junior Academy, Dinnington Community Primary, Kiveton Park Infants, Kiveton Park Meadows Juniors, Laughton All Saints Primary, Maltby Manor Academy, Meadow View Primary, Ravenfield Primary Academy, Roughwood Primary, Sitwell Juniors and Infants, Herringthorpe St Mary's Primary, Thrybergh Fullerton Primary, Thurcroft Junior Academy and Trinity Croft Primary.

The government has plans to invest £289 million nationally over the two academic years, from September 2024, to enable schools and local areas to set up wraparound childcare provision.

This is the first step in the government’s ambition for all parents of primary school children who need it to access childcare in their local area from 8am to 6pm. This funding will be for schools and local authorities to introduce or expand childcare provision on either side of the school day and enable them to develop flexible ways of providing childcare and gather evidence of what works.

#### 4.4 Holiday Childcare Availability

There are 13 group holiday clubs in the borough. Seven of these holiday clubs are provided by Day Nurseries as part of their wider delivery and the remaining four are ‘standalone’ Out of School Clubs.

**Table 1. Number of Places Available at Holiday Childcare Providers**

	Age Range		
	3 – 4yrs.	5 – 8yrs.	8+
Total Places	96	188	176
Demand	36	112	89
Current Spare Places	60	76	97
Average Cost per Day	£58.40	£38.70	£41.40

Minimum Cost	Maximum Cost
£20.00	£61.00

The difference between the costs of holiday care across the age ranges is affected by the number and type of provider serving each age range. Five providers offer holiday care for the three to four years age range and are mainly Day Nurseries and therefore have an associated higher cost. The five to eight years and over eight years age ranges are serviced by a mix of ten standalone Holiday Clubs and Day Nurseries.

93% of Rotherham’s Childminders also provide childcare for school age children (i.e. 3 years +) in the school holidays. In addition to the holiday clubs summarised above, there are also a number of activity providers which provide all day activities throughout the school holidays such as sports, music, arts and crafts and performance that could also be used as holiday childcare.

#### **4.5 Childcare for Children with Special Educational Needs or Disabilities**

Early years and childcare providers are supported by the Local Authority to be inclusive; enabling them to offer places and meet the needs of children aged 0-5 years with emerging and complex special educational needs and disabilities. The Early Years Foundation Stage statutory framework expects group providers to identify a Special Educational Needs Coordinator (SENCO). Childminders are encouraged to identify a person to act as a SENCO and Childminders who are registered with a Childminder Agency or who are part of a network may wish to share the role between them.

The Ofsted registered Out of School / Holiday clubs in the borough are supported by the Local Authority to be inclusive; enabling older children with SEND to access.

All childcare providers can apply for Inclusion Support Grant funding to provide enhanced staffing above the Ofsted statutory requirements to support their delivery to meet the needs of children with SEND. This funding is available for children of all ages (subject to meeting the requirements of the grant).

There are six special schools in Rotherham, three of which offer early years provision for children aged from two years old. All of these schools have after school and school holiday activities available some provided by the school and some provided through Nexus Multi Academy Trust who offer Extended Services for children with special educational needs and disabilities aged 2-19 years old in Rotherham (<https://www.nexusmat.org/extended-services>).

See **Support for Children with Special Educational Needs and Disabilities (SEND): in Appendix 9 for more details.**

#### 4.6 Costs of Childcare

**Table 2. Comparison of Childcare Costs: Regional / National / Local – 25 Hours Per Week**

Area	Nursery 25 hours	Childminder 25 hours
Yorkshire and Humberside	£129.32	£117.46
National Average Costs	£144.01	£125.91
Rotherham	£129.38	£106.68

**Table 3. Comparison of Childcare Costs: Regional / National / Local – 50 Hours Per Week**

Area	Nursery 50 hours	Childminder 50 hours
Yorkshire and Humberside	£255.98	£230.83
National Average Costs	£279.60	£246.95
Rotherham	£258.75	£213.35

Average costs in Rotherham for childcare have increased (+8.24% with a Day Nursery and +4.9% with a Childminder)\* since 2022. Childcare providers continue to face rising running costs due to levels of inflation and increases of the National Living Wage in addition to the cost of living increases.

\*Based on the costs of children in nursery for 50 hours per week

The funding distributed to schools and childcare providers by the Local Authority for the delivery of two, three and four year old early education is based on a national funding formula and in line with guidance provided from the DfE. The rate provided by the DfE was revised in April 2023 leading to a rise in the early education hourly rate with a further rise in September 2023.

A number of providers offer meals and additional optional extras at a cost over and above the childcare rates.

There are government schemes available, in addition to the two, three and four year free early education places, to make childcare more affordable to parents including:

- Childcare element of Universal Credits
- Childcare element of Tax Credits
- Tax Free Childcare



- Care to Learn
- Discretionary support fund for further education
- Student Finance for full time higher education

The table below provides a breakdown of the average cost of childcare in Rotherham for different types of childcare by each area.

**Table 4. Comparison costs in Rotherham by Type of Setting/ Geographical Area**

CC Reach Area	Full Day Care	Sessional	Childminders	
	Average cost for a 10 hour day*	Average cost for a 3 hour session**	Average cost for a 10 hour day*	Average cost for after school care***
Arnold	£53.00		£36.76	£11.29
Aughton	£52.50	£12.70	£41.56	£13.57
Central	£43.49	£14.33	£42.50	£12.75
Coleridge	£56.48	£12.00	£45.47	£14.73
Dinnington	£44.99	£14.00	£41.49	£13.35
Maltby	£55.84	£15.25	£41.77	£13.14
Rawmarsh	£54.75	£24.50	£44.63	£13.39
Swinton	£51.70	£14.96	£44.81	£13.57
Thrybergh	£53.00		£45.00	£13.50
<b>2023/24</b>	<b>£51.75</b>	<b>£15.39</b>	<b>£42.67</b>	<b>£13.25</b>

**Table 5. Minimum and Maximum Costs for Childcare**

	Minimum Cost	Maximum Cost
Full Day Care*	£39.00	£68.50
Sessional**	£7.00	£24.50
Childminder*	£31.82	£60.00

The average costs for childcare have been calculated in order to be comparable to each other as follows:

\*Daily charge divided by number of hours open multiplied by 10 (hours)

\*\*Sessional charge divided by number of hours in a session multiplied by 3 (hours)

\*\*\* Hourly charge multiplied by 3 hours

#### **4.7 Quality of Childcare Provision**

Although registration and inspection of childcare provision is carried out by Ofsted, Local Authorities have a responsibility to ensure that childcare provision is of the highest quality. There is a wealth of evidence from reports such as Effective Provision of Pre-School Education (EPPE) which show that attending quality provision can positively impact on a child's development and attainment.

The key indicator of quality is the Ofsted grade which childcare providers receive when inspected by Ofsted, the regulatory body for childcare providers. Providers are inspected on a four point scale and receive one of the following grades; Outstanding, Good, Requires Improvement or Inadequate. The table below shows the percentage of providers who have achieved a 'Good' or 'Outstanding' Ofsted grades by provider type between March 2012 and March 2023. The Local Authority has prioritised support and challenge to providers who do not have or are at risk of not achieving a 'Good' outcome, and there has been a very positive increase in quality of provision with the overall quality of provision above the National and Yorkshire and Humber quality levels.

**Table 6. Percentage of Childcare Providers who have achieved a 'Good' or 'Outstanding' Ofsted Judgement**

	Mar-12	Mar-13	Mar-14	Mar-15	Mar-16	Mar-17	Mar-18	Mar-19	Mar-20	Mar-21	Mar-22	Mar-23
<b>Childminders - Rotherham</b>	61.0%	67.7%	72.4%	85.5%	83.0%	97.5%	95.7%	98.2%	98.1%	98.0%	100.0%	97.4%
<b>Childminders - National</b>	70.7%	73.5%	76.1%	84.4%	83.2%	92.2%	93.8%	94.7%	95.6%	95.7%	96.6%	96.5%
<b>Childminders - Yorkshire &amp; Humber</b>	67.2%	69.4%	73.9%	84.8%	83.3%	93.2%	93.8%	95.0%	96.6%	96.7%	97.3%	96.8%

	Mar-12	Mar-13	Mar-14	Mar-15	Mar-16	Mar-17	Mar-18	Mar-19	Mar-20	Mar-21	Mar-22	Mar-23
<b>Group Childcare Providers - Rotherham</b>	82.9%	80.0%	85.3%	89.6%	96.9%	90.5%	93.4%	95.2%	96.5%	97.9%	97.9%	98.0%
<b>Group Childcare Providers - National</b>	77.8%	81.6%	82.0%	86.7%	90.5%	95.4%	94.8%	96.5%	97.4%	97.6%	96.4%	95.8%
<b>Group Childcare Providers - Yorkshire &amp; Humber</b>	75.7%	79.3%	81.8%	88.0%	92.0%	96.1%	95.7%	97.2%	98.3%	98.4%	96.4%	96.2%

	Mar-12	Mar-13	Mar-14	Mar-15	Mar-16	Mar-17	Mar-18	Mar-19	Mar-20	Mar-21	Mar-22	Mar-23
<b>ALL CHILDCARE - Rotherham</b>	66.0%	70.8%	75.4%	86.3%	86.7%	95.6%	95.0%	97.4%	97.7%	98.0%	99.4%	97.6%

#### 4.8 Availability of childcare at unsociable hours

The table below details the availability of childcare provision covering atypical working hours in each Children’s Centre area. ‘Evenings’ relates to care provided after 6pm and ‘Early’ relates to care provided before 8am.

**Table 7. Childcare availability at unsociable hours by Children’s Centre area**

	Early Mornings (before 8am)		Evening (after 6pm)		Weekend		Overnight	
	Childminders	Full Daycare	Childminders	Full Daycare	Childminders	Full Daycare	Childminders	Full Daycare
Arnold	2	1	0	0	0	0	0	0
Aughton	18	4	1	1	0	0	1	0
Central	6	3	1	0	0	0	0	0
Coleridge	4	2	0	0	0	0	0	0
Dinnington	18	4	1	0	2	0	1	0
Maltby	18	5	2	0	1	0	1	0
Rawmarsh	3	0	1	0	1	0	0	0
Swinton	8	4	2	0	1	0	0	0
Thrybergh	1	1	0	0	0	0	0	0
<b>Total</b>	<b>78</b>	<b>24</b>	<b>8</b>	<b>1</b>	<b>5</b>	<b>0</b>	<b>3</b>	<b>0</b>

Childcare provided prior to 8am in the morning is available across the borough and is provided by a mix of Childminders and full day care providers. In addition, for school age children, there are 79 Breakfast Clubs delivered by schools and 12 Out of School Clubs that offer early morning care.

The demand for evening, weekend and overnight care is much lower than for early mornings and this is reflected in the numbers of providers offering these types of care. Although not available in every Children’s Centre area, there is adequate provision across the borough in relation to the demand.

#### 4.9 Unmet Demand

Rotherham Families Information Service records instances of unmet demand when childcare that meets the family’s requirements cannot be met. In most cases, where childcare cannot be found from the information supplied, further support provided by the team results in

securing childcare. On the occasions where childcare cannot be secured for the family the unmet demand is recorded.

There have been six instances of unmet demand in the period 01/09/22 and 31/08/23, all needing out of school care for different schools:

- Sitwell Infants
- Canklow Woods Primary
- Badsley Moor Lane Primary
- Kilnhurst Primary
- Rawmarsh Sandhill Primary
- Aston Fence Junior and Infants

In cases of unmet demand for out of school childcare, the Early Years and Childcare Service will share details of their 'right to request'<sup>3</sup> wraparound and holiday childcare with the parent and also with the school to remind them of their responsibilities under this guidance, as well as explore:

- Liaising with local out of school providers to discuss possibility of them collecting from these schools.
- Contacting local Childminders to discuss demand and their availability for school pick ups.
- Possible school provision or expansion of current after school activity offer and room and staff availability.

If, following a needs analysis, demand for out of school care is high at a particular school, the Early Years and Childcare Service can offer support to the school to:

- Raise awareness of the gap in provision, promote childminding as a career and support potential Childminders to register

---

3

[https://assets.publishing.service.gov.uk/government/uploads/system/uploads/attachment\\_data/file/778997/Rights\\_to\\_request\\_guidance-2019.pdf](https://assets.publishing.service.gov.uk/government/uploads/system/uploads/attachment_data/file/778997/Rights_to_request_guidance-2019.pdf)

- Develop their own out of school provision and to liaise with other local schools who they could work in partnership with
- Find private provision that could open on the school site

In addition, see Section 4.3 for Government plans to invest in primary school wraparound care.

#### **4.10 Childcare Sufficiency Findings**

**There is some spare childcare capacity for children aged under five across all areas, see Appendix 1b for full breakdown, however, there is limited availability for out of school provision at specific schools.**

Most areas of the borough have a range of childcare provision available (Day Nurseries, Pre-Schools, Childminders and Out of School provision).

There is a wide range of Ofsted registered childcare in Rotherham with provision available before 8am in all areas and after 6pm in all except two areas (Arnold and Thrybergh). Availability of childcare at weekends varies from area to area (See Appendix 1a).

The majority of primary schools in Rotherham have some level of after school childcare (delivered either by an Out of School Club or Childminders) with the exception of Badsley Primary, Blackburn Primary, Canklow Woods Primary, Coleridge Primary, Craggs Community, Eastwood Village Primary, Ferham Primary, Foljambe Campus Primary, High Greave Infants, High Greave Juniors, Highfield Farm Primary, St Ann's Junior and Infants, St Gerard's Catholic Primary, St Mary's Catholic Primary (Maltby), Swinton Fitzwilliam Primary, Thornhill Primary, Thrybergh Primary, Wentworth CE Junior and Infant. Blackburn Primary, Ferham Primary, St Mary's Catholic Primary (Maltby), Thrybergh Primary and Wentworth CE Junior and Infants have no before or after school childcare available.

Availability of out of school provision will be monitored on a termly basis to identify any potential areas of concern that need action.

## Section 5 – Early Education Sufficiency Analysis

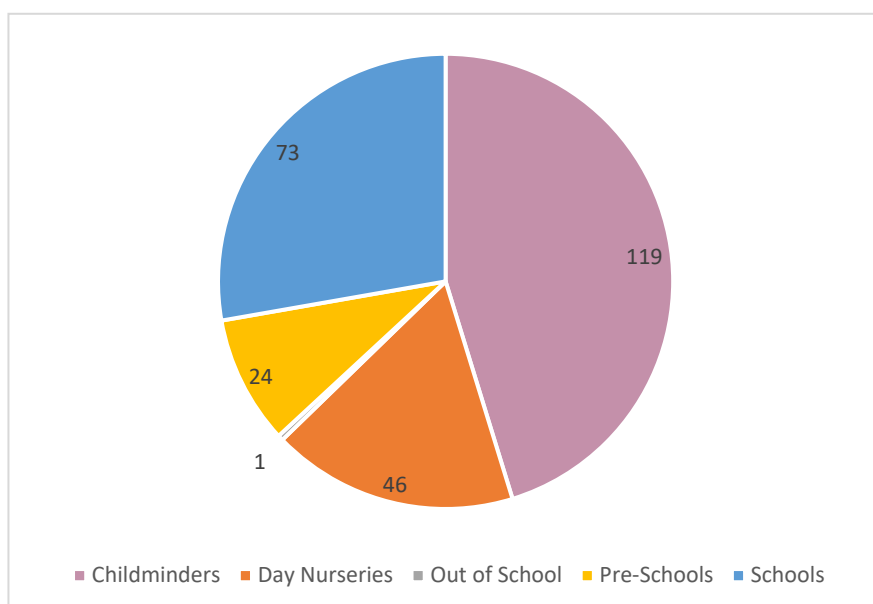
### 5.1 Early Education Availability

Early education in Rotherham is provided by schools (Local Authority Maintained and Academies) and providers in the Private / Voluntary / Independent (PVI) sector e.g. Day Nurseries, Pre-School / Playgroups and some Childminders. There are currently 248 providers contracted to deliver early education places.

The early education vacancy and occupancy data was calculated using 2 datasets:

- School data: Take-up of places had been deducted from maximum number of places available (pupil admission number) to give a number of vacant early education places.
- Childcare data: Vacancy information for the early education age groups had been gathered as the number of ‘morning’ or ‘afternoon’ sessions vacant on a daily basis for each provider. The total number of sessions vacant for each provider has been divided by 3 (for providers delivering 5 hour sessions) or by 5 (for providers delivering 3 hour sessions) to give the maximum number of 15 hour early education places the provider has available.

**Chart 4. Numbers of Childcare Providers Contracted to Deliver Early Education**



The percentage of Childminders contracted to deliver early education has risen very slightly in 2023 to 80% from 79% in 2022, although the overall number has decreased (-6 from 2022).

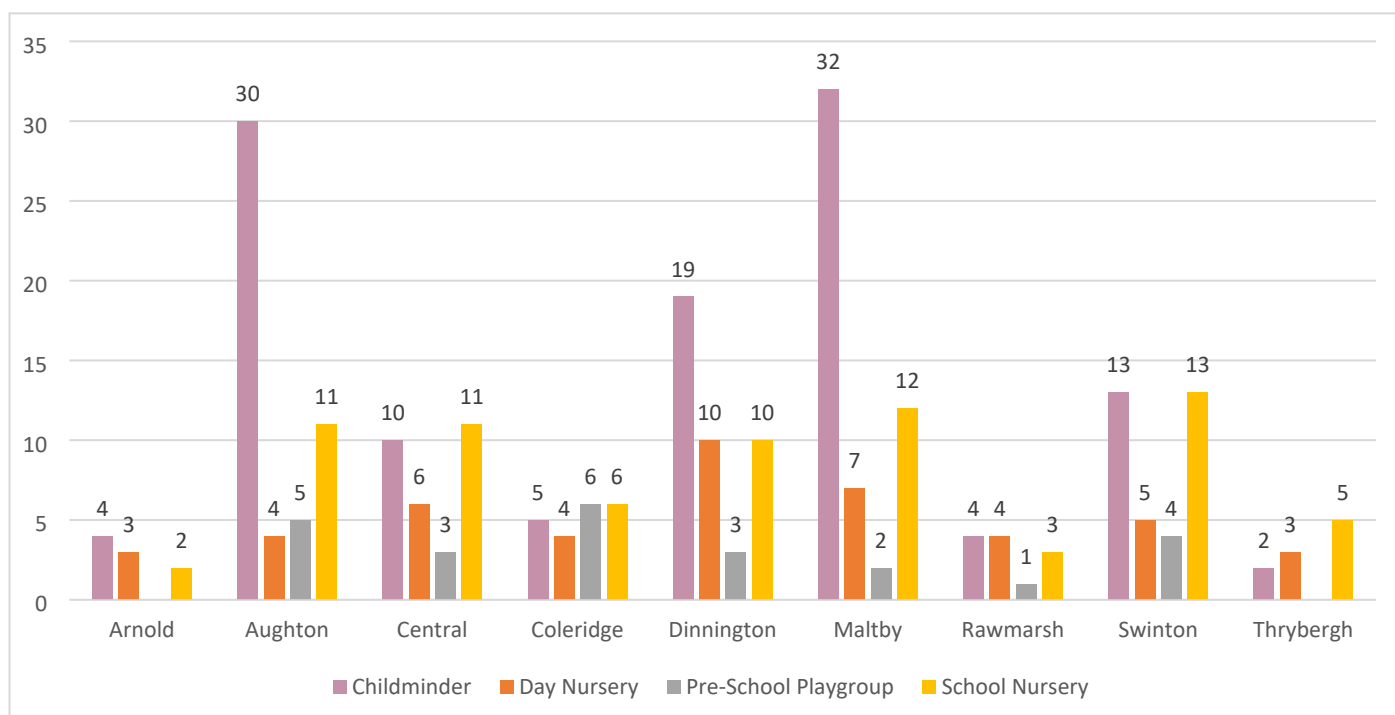
**Chart 5. Number of Childminders Contracted to Deliver Early Education**



All Children’s Centre areas have the full range of childcare providers available for early education places as detailed in Chart 6, with the exception of pre-school delivery in the Arnold and Thrybergh Children’s Centre areas, however, there are Day Nurseries available offering group provision in both of these areas.



**Chart 6. Early Education Providers by Children’s Centre Area**



## 5.2 Early Education for Three and Four Year Olds

Children are entitled to an early education place (15 hours a week, term time) from the term after their third birthday until they start full time school (a maximum of five terms depending on birth date). Schools generally provide three terms of early education provision in Foundation 1 classes starting in September each year. A number of schools offer places in their Foundation 1 class to start in January and April as children become eligible. Parents can choose whether they want their child to take up their entitlement with a PVI provider or a school.

The majority of three and four year old children in Rotherham take up early education for at least three terms prior to starting full time school – although not all children take up their entitlement as soon as they are eligible, (i.e. the term after their third birthday).

The eligible cohort in Rotherham increases throughout the year as detailed in the table below:

**Table 8. Cohort sizes of children eligible for three and four year early education in Rotherham**

Term	Cohort size
Autumn	3044
Spring	4061
Summer	4779

Take-up of Foundation 1 (F1) early education in Rotherham is high. During the Summer term 2023, 4370 three and four year old children were accessing their early education place which is 92% of all eligible children.

The overall take up percentage in Autumn 2022 was 97% of children eligible to start in September 2022 took up a place. The overall take up percentage drops in the Spring and Summer terms as more children become eligible to take up their entitlement: 96% of children eligible to start in January 2023 took up a place at that time and 93% of those eligible to start in April 2023 took up their place then. Those who do not take up their place as soon as they become eligible usually do so from the following September.

The above figures detail all children taking up their early education entitlement in Rotherham. It includes 254 children in Summer 2023 from outside of the borough accessing their free place with a Rotherham provider, with the largest number accessing in Aughton (116 children) and considerable numbers also using providers in Central, Coleridge and Dinnington. The vast majority of these children live close to the Rotherham border.

In addition, in Summer 2023 a total of 193 (up from 175 in 2022) Rotherham children accessed their entitlement outside of Rotherham, of these children (86%) are in the Aughton area which is near to Sheffield childcare providers.

**There is some early education capacity across all areas for three and four year olds to take up their universal 15 hour entitlement, including projected increase in capacity needed through new house building; however, there would not be sufficient capacity in the Coleridge (Canklow, East Dene / Clifton and Eastwood / Town Centre) area if all three year old children wished to take up their entitlement**

See Appendix 3 for Early Education Capacity.

### 5.3 Early Education Provision for Two Year Olds

The eligibility criteria for a two year early education place is:

<b>Parent/Carer is in receipt of:</b>
Income Support
Income-based Jobseeker's Allowance (JSA)
Income-related Employment and Support Allowance (ESA)
Universal Credit, and your household income is £15,400 a year or less after tax, not including benefit payments
Tax Credits, and your household income is £16,190 a year or less before tax
The guaranteed element of Pension Credit
The Working Tax Credit 4 week run on (the payment you get when you stop qualifying for Working Tax Credit)
In receipt of support under the Immigration and Asylum Act (section 4 or part 6)
<b>Or if the child is:</b>
Looked after by a local authority
Has a statement of special educational needs (SEN) or an education, health and care (EHC) plan
In receipt of Disability Living Allowance
Has left care under an adoption order, special guardianship order or child arrangement order
<b>If you're a non-EEA citizen with no recourse to public funds, with a household income of no more than:</b>
<ul style="list-style-type: none"> <li>• £26,500 for families outside of London with one child.</li> <li>• £34,500 for families within London with one child.</li> <li>• £30,600 for families outside of London with two or more children.</li> <li>• £38,600 for families within London with two or more children.</li> <li>• A maximum capital threshold of £16,000 in all areas.</li> </ul>

Children who meet the above criteria are eligible for a free early education place (15 hours a week, term time) from the term following 2<sup>nd</sup> birthday. The eligible cohort in Rotherham is approximately 311 children each term (see page 7 for more information on the decreasing cohort of children eligible for two year old early education).

Parents make contact with the Families Information Service for assessment of eligibility and are given an eligibility code to pass on to their preferred childcare provider to enable their child to access a place.

In the Summer term 2023, 835 two year olds were taking up a free early education place in Rotherham – 86% of all eligible children. 170 children were not accessing their free place at that time. The take-up of early education by two year olds follows a pattern with the Summer term historically having the lowest level of take-up with the childcare places being at their fullest and new children becoming eligible having less choice of provision. Take-up levels in Autumn 2022 and Spring 2023 were 96% and 90% respectively. For the context of these two year old take up percentages, please see take up over recent years in Rotherham in Table 9 below. Also, in August 2023 the DfE reported the following take up percentages:

<b>Rotherham</b>	<b>England</b>	<b>Yorkshire and Humber</b>	<b>Statistical Neighbours</b>
89%	74%	77%	80%

**Table 9. Take up percentages of two year old early education since 2019/20**

<b>Financial Year</b>	<b>Term</b>		
	<b>Summer</b>	<b>Autumn</b>	<b>Spring</b>
2023/2024	86%		
2022/2023	88%	96%	90%
2021/2022	77%	90%	86%
2020/2021	74%	78%	75%
2019/2020	83%	86%	81%

**There is some early education capacity for two year olds in all areas of the borough including projected increase in capacity needed through new house building; however, there would not be sufficient capacity in the Coleridge (Canklow) areas if all eligible two old children wished to take up their full entitlement.**

See Appendix 3 for Early Education Capacity.

Each term, the Families Information Service contact families that have been eligibility checked for the two year early education funding but have not accessed a place, to ascertain the reason for not taking up a place and to give support if needed. The findings from the 144 families contacted in Summer 2023 were:

- 26 families were accessing a place out of area.
- 7 families did not want to take up their place because they felt their child was too young.
- 35 were awaiting a place at their chosen provider.
- 32 were supported with information and advice to help them access their place
- 5 were not accessing a place due to family circumstances.
- 5 families had moved out of the area.
- Unable to contact 34 families by phone and therefore an email reminding them of their entitlement was sent.

See Appendix 3 for Early Education Capacity.

#### **5.4 30 Hours Free Childcare**

The 30 hours free childcare entitlement for working parents of three and four year olds was introduced in September 2017. Clause 2 of the Childcare Act 2016 ('the duty to secure 30 hours of free childcare for working parents') gives local authorities a responsibility to secure childcare provision free of charge to qualifying children.

The eligibility criteria for the 30 hours free childcare entitlement is:

- Both parents are working (or the sole parent is working in a lone parent family), and each parent earns, on average:
- A weekly minimum equivalent to 16 hours at National Minimum Wage (NMW) or National Living Wage (NLW); and
- Less than £100,000 per year.

From September 2018, Foster Carers in some paid work outside of fostering can also access the 30 hour entitlement for children in their care.

In Rotherham a range of childcare providers are delivering the 30 hours entitlement including Schools, Pre-Schools, Day Nurseries, Childminders and Out of School Clubs. In total, 250 settings and schools offer the 30 hour entitlement (97% of all settings offering early education places). There are a range of delivery models available to parents including providers who offer complete flexibility for the entitlement, sessional, full days and wraparound/out of school.

A range of national datasets were used to identify potentially eligible families in Rotherham. This analysis indicated that approximately 64% of three year olds may be eligible.

See Appendix 4 for details of projected demand and childcare place capacity in each Children's Centre area.

When factoring in the 30 hours free childcare entitlement and based on anticipated take-up levels of 80%, it is projected that there may be a shortfall of childcare / early education places in Coleridge, Arnold and in Aughton (Aughton / Aston, Catcliffe / Treeton and Whiston).

## Section 6 – Expansion of Early Years Entitlements

### 6.1 Overview of the Expansion to Early Years Entitlements

In the Spring Budget 2023 the Chancellor announced an expansion to the current early years entitlements – 30 hours childcare for every child over the age of nine months with working parents by September 2025. The government are focused on giving children the best start in life and supporting parents to access affordable, high quality childcare and this expansion of funded childcare is the largest ever and will remove barriers to work for nearly half a million parents with a child under 3 in England. To enable childcare providers to prepare to deliver such a major expansion, it will be rolled out in phases to ensure there are enough places and staff ready to meet increased demand, and the funding paid to childcare providers to deliver these offers will be increased. The expansion delivery phases are:

<b>Age of child</b>	<b>Number of funded hours per week</b>	<b>Date of implementation</b>
Term after 2 <sup>nd</sup> birthday	15 hours per week	April 2024
Term after child is 9 months old	15 hours per week	September 2024
From term after child is 9 months old	30 hours per week	September 2025

In addition, the government also announced:

- This childcare transformation will expand 30 hours childcare support for working parents with children over the age of nine months, saving up to £6,500 a year for parents for just a single child. This is on top of the upfront childcare support for parents receiving Universal Credit and the support that is available through Tax-Free Childcare.
- It is working to deliver an ambition for all parents of primary school aged children to access childcare in their local area between 8am and 6pm, tackling the barriers to working caused by limited availability of wraparound childcare.

- Childcare costs of parents moving into work or increasing their hours on Universal Credit paid upfront rather than in arrears, with maximum claim boosted to £951 for one child and £1,630 for two children – an increase of around 50%.
- In recognition of the importance of Childminders, a start-up grant of £600 for Childminders registered with Ofsted and £1,200 for those registered with a childminder agency will be launched to help with the costs incurred when registering.

This revolution in childcare will undoubtedly change both the supply of, and demand for, early years provision in the borough, making the Childcare Sufficiency Assessment even more critical as we plan and monitor for these changes to ensure no family misses out on the provision they are entitled to.

In order to project the readiness of the Rotherham childcare market for these changes, data was collected on current numbers of fee paying two year olds and 0-1 year olds as these children are likely to convert to funded children as the majority of these children are likely to have working parents with a need to pay for childcare. This data was then analysed against the projected number of eligible children to assess the under/over supply of vacancies based on current availability.

The places/vacancies data is analysed as an equivalent to a 15 hour place (see section 1.2 for methodology), so all under/over supply data is presented in a surplus or deficit of 15 hour places.

## **6.2 Two Year Olds – Funded 15 Hours from April 2024**

The first stage of the roll out of the expanded entitlements is 15 funded hours per week (term time only) for working parents from the term after their child's second birthday. This is in addition to the current offer for two year olds (see section 5.3 for more information).

Projections made on current supply of childcare vacancies and take up levels of the 30 hours offer for three and four year olds (which has the same criteria – see Section 5.4) shows that the majority of areas will be able to meet the potential demand for this stage (See Appendix 10 for full details). However, the following areas are projected to have a small shortfall in



places if a projected 80% of eligible children access their place; Whiston, Thorpe Hesley, Broom / Moorgate, Canklow and Thurcroft.

### **6.3 Nine month olds - Funded 15 Hours from September 2024**

The second stage of the roll out will see children of working parents from the term after they turn nine months qualify for 15 funded hours per week (term time only). The Department for Education's predictions for take up of this age group are around 60% for one year olds and 35% for nine to twelve month olds. The current data held does not allow for a breakdown between these age groups and therefore the analysis is for the full 0-2 years age range with projections for both 60% and 35% take up rates (see Appendix 11 for full details).

Current supply of 0-2 year old places is lower than the 2, 3 and 4 year old places, mainly due to higher staff ratios for the 0-2 age range and some full daycare and all sessional daycare providers not offering places for the under 2's.

However, the analysis projects only small under supply in some areas for the roll out in September 2025.

With a projected take up of 60% the following areas show signs of pressure to meet demand Aughton/Aston, Catcliffe/Treeton, Whiston, Kimberworth/Kimberworth Park, Canklow, Thurcroft and Brampton/West Melton South/West.

For the lower take up prediction of 35% only four of these areas are projected to have a small under supply; Whiston, Canklow, Thurcroft and Brampton/West Melton South/West.

### **6.4 30 hours funded childcare for children from nine months from September 2025**

The final stage of the expanded early years entitlements is in September 2025 when age groups in the first two stages will see their entitlement double from 15 hours per week to 30 hours per week (term time only).

Full details of the projections for September 2025 are in Appendix 10 and 12.

The positions for two year olds in September 2025 shows that half of areas have sufficient availability for the increased entitlements. Seven areas are projected to have an under supply of less than 30 places, these are Brinsworth, Whiston, Masbrough, Canklow, Dinnington/Laughton, Thurgroft and Brampton/West Melton.

The areas with larger projected deficit of places are Aughton/Aston, Broom/Moorgate, Catcliffe/Treeton, Thorpe Hesley and Bramley/Wickersley.

Full details for the younger cohort of nine month olds and one year olds are in Appendix 12, the demand for these places is harder to predict and, therefore, the analysis is based on both 60% and 35% take up levels.

At 35% take up levels the projections are good, with a small under supply in six areas; Aughton/Aston, Catcliffe/Treeton, Whiston, Kimberworth/Kimberworth Park, Thurgroft and Brampton/West Melton.

However, the 60% take up analysis projects under supply in 17 of the 25 areas with five of these having projected deficits of more than 30 places.

## 6.5 Summary

The roll out for the expanded early years entitlements is happening in 3 stages and the projections for each stage show some areas of under supply:

**April 2024** – Most areas have sufficient capacity to meet the projected demand with small under supply in Whiston, Thorpe Hesley, Broom / Moorgate, Canklow and Thurgroft.

**September 2024** – Most areas have sufficient capacity to meet the projected demand for 35% take up with small under supply in Whiston, Canklow, Thurgroft and Brampton/West Melton South/West. However, if take up is higher, the analysis based on 60% take up shows a further shortfall in places in Aughton/Aston, Catcliffe/Treeton and Kimberworth/Kimberworth Park.

**September 2025** – Most areas have sufficient or a small deficit of availability for two year olds, but a larger under supply is predicted in Aughton/Aston, Broom/Moorgate, Catcliffe/Treeton, Thorpe Hesley and Bramley/Wickersley.

For nine month olds and one year olds the demand is more uncertain, predictions for a 35% take up show a small shortfalls in Aughton/Aston, Catcliffe/Treeton, Whiston, Kimberworth/Kimberworth Park, Thurcroft and Brampton/West Melton. However, the 60% take up analysis projects under supply in 17 of the 25 areas with five of these having projected deficits of more than 30 places.

### **6.6 Government Plans to Impact Sufficiency of Childcare**

With these projections in mind, consideration must also be given to the Government plans to address the issue of sufficiency of places for the extended entitlements. As aforementioned, a childminder start up grant has been put in place to encourage more Childminders into the market following a national and local decrease in the number of registered Childminders since the Covid-19 pandemic.

There are also plans to support local authorities to increase the physical space and increased staffing needed to meet the demands of the new entitlements.

# Appendices

**APPENDIX 1a – Childcare Sufficiency Summary Table**

Area	There is a Range of Registered Provision	Exceptions?	Childcare is available				Childcare Capacity		Early Education Capacity		Unmet Demand	
			Before 8am	After 6pm	Week ends	Over night	Some across all age ranges	Limited Capacity for?	Adequate spare capacity	Limited Capacity for?	No instances recorded	Instances recorded for Out of School care
Arnold		No sessional care	✓	X	X	X	✓	Out of school care	✓			Out of school at Badsley Moor
Aughton	✓		✓	✓	X	✓	✓	Out of school care		30 hours for 3 year olds in Aughton / Aston and Whiston in Summer 2024		Out of school at Aston Fence
Central	✓		✓	✓	X	X	✓	Out of school care	✓		✓	
Coleridge	✓		✓	✓	X	X	✓			Canklow 2/3/4's and 30 hours for 3 year olds across the area in Summer 2024		Out of School at Canklow Woods & Sitwell
Dinnington	✓		✓	✓	✓	✓	✓	Out of school care	✓		✓	
Maltby	✓		✓	✓	✓	✓	✓		✓		✓	
Rawmarsh	✓		✓	✓	✓	X	✓	Out of school care	✓		✓	
Swinton	✓		✓	✓	✓	X	✓		✓			Out of School at Rawmarsh Sandhill & Kilnhurst
Thrybergh		No sessional care	✓	X	X	X	✓	Out of School Care	✓		✓	

**APPENDIX 1b – Childcare Sufficiency 2023**

CC Area	Details	Full Day Care Providers including Childminders offering early education places				Sessional Daycare Providers			Childminders (not delivering early education places)				Out of School		
		Under 2	2 yrs	3-4 yrs	0-4yrs	2 yrs	3-4 yrs	2-4 yrs	Under 2	2 yrs	3-4 yrs	0-4 yrs	3-4 yrs	5-7 yrs	8-13 yrs
Arnold	Population	239	115	254	608								254	462	928
	Total Places	27	42	45	114								5	9	12
	Demand (number of places taken up)	22	25	35	82								4	8	10
	Current Spare Capacity	5	17	10	32								1	1	2
	Demand as % of Places (how full is the	81%	60%	78%	72%								80%	89%	83%
	Demand as % of Population ( % of child	9%	22%	14%	13%								2%	2%	1%
Aughton	Population	904	446	994	2344	433	982	1415	864	433	982	2279	982	1319	2472
	Total Places	50	85	124	259	23	71	94	3	3	3	9	28	96	106
	Demand (number of places taken up)	40	67	99	206	18	64	82	3	3	2	8	22	77	84
	Current Spare Capacity	10	18	25	53	5	7	12	0	0	1	1	6	19	22
	Demand as % of Places (how full is the	80%	79%	80%	80%	78%	90%	87%	100%	100%	67%	89%	79%	80%	79%
	Demand as % of Population ( % of child	4%	15%	10%	9%	4%	7%	6%	0%	1%	0%	0%	2%	6%	3%
Central	Population	828	385	816	2029	386	796	1182	828	385	816	2029	796	1185	2370
	Total Places	45	81	120	246	47	95	142	1	1	1	3	7	40	28
	Demand (number of places taken up)	42	55	96	193	37	84	121	1	0	0	1	5	28	24
	Current Spare Capacity	3	26	24	53	10	11	21	0	1	1	2	2	12	4
	Demand as % of Places (how full is the	93%	68%	80%	78%	79%	88%	85%	100%	0%	0%	33%	71%	70%	86%
	Demand as % of Population ( % of child	5%	14%	12%	10%	10%	11%	10%	0%	0%	0%	0%	1%	2%	1%
Coleridge	Population	839	445	855	2139	401	835	1236	854	401	835	2090	835	1235	2325
	Total Places	42	71	129	242	47	99	146	1	1	1	3	8	13	7
	Demand (number of places taken up)	19	51	103	173	28	78	106	1	1	1	3	6	11	6
	Current Spare Capacity	23	20	26	69	19	21	40	0	0	0	0	2	2	1
	Demand as % of Places (how full is the	45%	72%	80%	71%	60%	79%	73%	100%	100%	100%	100%	75%	85%	86%
	Demand as % of Population ( % of child	2%	11%	12%	8%	7%	9%	9%	0%	0%	0%	0%	1%	1%	0%
Dinnington	Population	786	404	848	2038	406	906	1312	799	406	906	2111	848	1332	2665
	Total Places	78	178	316	572	5	37	42	2	2	3	7	22	140	99
	Demand (number of places taken up)	59	139	256	454	1	25	26	2	1	2	5	19	111	80
	Current Spare Capacity	19	39	60	118	4	12	16	0	1	1	2	3	29	19
	Demand as % of Places (how full is the	76%	78%	81%	79%	20%	68%	62%	100%	50%	67%	71%	86%	79%	81%
	Demand as % of Population ( % of child	8%	34%	30%	22%	0%	3%	2%	0%	0%	0%	0%	2%	8%	3%
Maltby	Population	806	438	879	2123	401	891	1292					879	1390	2851
	Total Places	79	145	173	397	29	31	60					37	102	69
	Demand (number of places taken up)	52	63	94	209	28	28	56					37	81	52
	Current Spare Capacity	27	82	79	188	1	3	4					0	21	17
	Demand as % of Places (how full is the	66%	43%	54%	53%	97%	90%	93%					100%	79%	75%
	Demand as % of Population ( % of child	6%	14%	11%	10%	7%	3%	4%					4%	6%	2%
Rawmarsh	Population	365	187	392	944	203	402	605	365	187	392	944	392	693	1262
	Total Places	33	66	85	184	20	24	44	1	1	1	3	4	27	22
	Demand (number of places taken up)	28	58	63	149	16	18	34	0	1	1	2	4	25	18
	Current Spare Capacity	5	8	22	35	4	6	10	1	0	0	1	0	2	4
	Demand as % of Places (how full is the	85%	88%	74%	81%	80%	75%	77%	0%	100%	100%	67%	100%	93%	82%
	Demand as % of Population ( % of child	8%	31%	16%	16%	8%	4%	6%	0%	1%	0%	0%	1%	4%	1%
Swinton	Population	734	383	809	1926	394	863	1257	739	394	863	1996	809	1306	2690
	Total Places	80	132	183	395	44	49	93	2	2	7	29	18	82	67
	Demand (number of places taken up)	63	115	146	324	32	40	72	2	2	7	6	13	75	50
	Current Spare Capacity	17	17	37	71	12	9	21	0	0	0	23	5	7	17
	Demand as % of Places (how full is the	79%	87%	80%	82%	73%	82%	77%	100%	100%	100%	21%	72%	91%	75%
	Demand as % of Population ( % of child	9%	30%	18%	17%	8%	5%	6%	0%	1%	1%	0%	2%	6%	2%
Thrybergh	Population	255	107	227	589								227	349	701
	Total Places	23	75	90	188								1	3	3
	Demand (number of places taken up)	15	60	70	145								1	2	2
	Current Spare Capacity	8	15	20	43								0	1	1
	Demand as % of Places (how full is the	65%	80%	78%	77%								100%	67%	67%
	Demand as % of Population ( % of child	6%	56%	31%	25%								0%	1%	0%

**APPENDIX 2 – Potential Housing Developments in Rotherham**

Children's Centre Area	Number of new dwellings (Planned or Under Construction)	Potential Additional Children by Age			
		0-1	2	3	Total
Aughton	982	58.9	29.5	29.5	<b>117.8</b>
Central	152	9.1	4.6	4.6	<b>18.2</b>
Coleridge	436	26.2	13.1	13.1	<b>52.3</b>
Dinnington	775	46.5	23.3	23.3	<b>93.0</b>
Maltby	836	50.2	25.1	25.1	<b>100.3</b>
Rawmarsh	20	1.2	0.6	0.6	<b>2.4</b>
Swinton	115	6.9	3.5	3.5	<b>13.8</b>
Thrybergh	297	17.8	8.9	8.9	<b>35.6</b>
<b>Grand Total</b>	<b>3613</b>	<b>216.8</b>	<b>108.4</b>	<b>108.4</b>	<b>433.6</b>

**APPENDIX 3 – Early Education Capacity: Summer 2023**

Sufficiency Sub Areas	Early Education for 3 & 4 year olds: under/over supply	Early Education for 2 year olds: under/over supply
Herringthorpe / East Dene / Clifton	-1	48
Aughton / Aston	78	41
Brinsworth	83	39
Catcliffe / Treeton	26	20
Whiston	5	-2
Masbrough / Bradgate / Blackburn / Dropping Well / Meadowbank / Richmond Park	99	30
Greasbrough / Rockingham / Wingfield	117	33
Kimberworth / Kimberworth Park	78	36
Thorpe Hesley	42	1
East Dene / Clifton	-26	0
Eastwood / Town Centre	-61	45
Broom / Moorgate	-10	18
Canklow	-30	-14
Anston	82	44
Dinnington / Laughton	176	50
Woodsetts	33	1
Harthill / Kiveton / Wales / Todwick	56	16
Thurcroft	70	20
Bramley / Wickersley	67	22
Maltby	70	120
Rawmarsh	28	41
Swinton / Kilnhurst	126	50
Wath	149	52
Brampton / West Melton South/West	13	19
Thrybergh / Dalton	316	191



**APPENDIX 4 – Projected Demand and Capacity for 30 Hour Childcare Places**

Children's Centre Reach Area	Sufficiency Sub Area	Potential Number of eligible children (based on 80% take up rate)	Number of 3 & 4 Year Old Children already taking up extended hours	Remaining Number of Eligible Children	Potential spare/lack of capacity for 80% take-up (3/4 year old vacancies only)	Potential spare/lack of capacity for 80% take-up (taking into account 2,3 & 4 year vacancies)
Arnold	Herringthorpe/East Dene/Clifton	103	55	48	-49	-1
Aughton	Aughton / Aston	291	160	131	-53	-12
	Brinsworth	109	73	36	47	86
	Catcliffe / Treeton	109	65	44	-18	2
	Whiston	51	28	23	-18	-20
Central	Masbrough / Bradgate / Blackburn / Dropping Well / Meadowbank / Richmond Park	139	79	60	39	69
	Greasbrough / Rockingham / Wingfield	64	49	15	102	135
	Kimberworth / Kimberworth Park	110	71	39	39	75
	Thorpe Hesley	63	38	25	17	18
Coleridge	East Dene/Clifton	74	25	49	-75	-75
	Eastwood / Town Centre	67	18	49	-110	-65
	Broom / Moorgate	127	89	38	-48	-30
	Canklow	36	7	29	-59	-73
Dinnington	Anston	83	68	15	67	111
	Dinnington / Laughton	154	137	17	159	209
	Woodsetts	10	14	-4	37	38
	Harthill / Kiveton / Wales / Todwick	116	106	10	46	62
	Thurcroft	77	76	1	69	89
Maltby	Bramley / Wickersley	299	239	60	7	29
	Maltby	167	122	45	25	145
Rawmarsh	Rawmarsh	185	139	46	-18	23
Swinton	Swinton / Kilnhurst	173	155	18	108	158
	Wath	153	157	-4	153	205
	Brampton/West Melton South / West	84	58	26	-13	6
Thrybergh	Thrybergh / Dalton	93	63	30	286	477

**APPENDIX 5 – Out of School Childcare Availability by School**

School Name	Out of School Club	Breakfast Club	Childminder
Anston Brook Primary School		✓	✓
Anston Greenlands Primary	✓		✓
Anston Hillcrest Primary School		✓	✓
Anston Park Infant School	✓	✓	✓
Anston Park Junior School	✓	✓	✓
Aston All Saints CE Junior & Infant School	✓	✓	✓
Aston Fence Junior & Infant School	✓		✓
Aston Hall Junior & Infant School	✓	✓	✓
Aston Lodge Primary School	✓	✓	✓
Aughton Junior Academy	✓	✓	
Badsley Primary School		✓	✓
Blackburn Primary School			✓
Bramley Grange Primary School	✓		✓
Bramley Sunnyside Infant School	✓	✓	✓
Bramley Sunnyside Junior School	✓		✓
Brampton Cortonwood Infants	✓		✓
Brampton The Ellis Ce Primary School	✓		✓
Brinsworth Howarth Junior & Infant School		✓	✓
Brinsworth Manor Infant School		✓	✓
Brinsworth Manor Junior School			✓
Brinsworth Whitehill Primary School		✓	✓
Brookfield Junior Academy			✓
Broom Valley Community School		✓	✓
Canklow Woods Primary School		✓	
Catcliffe Primary School	✓		✓
Coleridge Primary School		✓	
Crags Community School		✓	✓
Dinnington Community Primary School		✓	✓
East Dene Primary School		✓	✓
Eastwood Village Primary School		✓	
Ferham Primary School			
Flanderwell Primary School	✓		✓
Foljambe Campus Primary		✓	
Greasbrough Primary School		✓	✓
Harthill Primary School		✓	✓
Herringthorpe Infant School		✓	✓
Herringthorpe Junior School		✓	✓
High Greave Infant School		✓	
High Greave Junior School		✓	
Kilnhurst Primary School	✓	✓	
Kilnhurst St Thomas Ce Primary Academy	✓	✓	✓
Kimberworth Community Primary School	✓		
Kiveton Park Infants School		✓	✓
Kiveton Park Meadows Junior School		✓	✓
Laughton All saints CE Primary School		✓	
Laughton Junior & Infant School		✓	✓
Listerdale Junior Academy	✓	✓	✓

School Name	Out of School Club	Breakfast Club	Childminder
Maltby Lilly Hall Academy		✓	✓
Maltby Manor Academy		✓	✓
Maltby Redwood Academy			✓
Meadow View Primary School		✓	✓
Monkwood Primary School	✓	✓	✓
Our Lady and St Joseph's Catholic Primary School	✓	✓	✓
Ravenfield Primary Academy		✓	✓
Rawmarsh Ashwood Primary School	✓	✓	✓
Rawmarsh Ryecroft Infant School	✓	✓	✓
Rawmarsh Sandhill Primary School	✓	✓	✓
Rawmarsh Thorogate School	✓	✓	
Redscope Primary School	✓	✓	
Rockingham Junior & Infant School	✓		✓
Rosehill Junior School	✓	✓	✓
Roughwood Primary School		✓	✓
Sitwell Infant School		✓	✓
Sitwell Junior School		✓	✓
Springwood Junior Academy	✓	✓	
St Anns Junior & Infant School		✓	
St Bede's Catholic Primary School		✓	✓
St Gerard's Catholic Primary		✓	
St Joseph Catholic Primary School (Dinnington)		✓	✓
St Joseph's Catholic Primary School - Rawmarsh		✓	
St Mary's Catholic Primary School (Herringthorpe)		✓	✓
St Mary's Catholic Primary School (Maltby)			
Swallownest Primary School	✓	✓	✓
Swinton Fitzwilliam Primary School		✓	
Swinton Queen Primary School		✓	✓
Thornhill Primary School		✓	
Thorpe Hesley Primary School		✓	✓
Thrybergh Fullerton C.E.Primary Academy		✓	✓
Thrybergh Primary			
Thurcroft Infant School		✓	
Thurcroft Junior Academy		✓	
Todwick Primary School	✓	✓	
Treeton CE Primary School	✓		✓
Trinity Croft Ce Primary Academy		✓	✓
Wales Primary School	✓	✓	✓
Wath CE Primary School	✓	✓	✓
Wath Central Primary School	✓	✓	✓
Wath Victoria Primary School	✓	✓	✓
Waverley Junior Academy	✓	✓	✓
Wentworth CE Junior & Infant School			✓
West Melton Primary School		✓	✓
Whiston Junior & Infant School		✓	✓
Whiston Worry Goose Primary School		✓	✓
Wickersley Northfield Primary School	✓	✓	✓
Wickersley St Alban's Ce Primary School			✓
Woodsetts Primary School			✓

## APPENDIX 6 – Demographic Information

### Worklessness and benefits claimants

The annual population survey shows the unemployment rate of Rotherham for adults aged 16-64 was 3.5% in the year to June 2023, 0.4% lower than national average and 0.8% lower than Sheffield city region (SCR) average. The boroughs recovery rate (since the Covid-19 pandemic) is better than our combined authority neighbours. The employment rate in Rotherham is doing better than pre-covid levels in 2019 of 4.9%, showing significant growth in moving people back into employment.

In the year to June 2023, 15,900 had a long-term illness (38.9% of all residents unemployed compared to 26.6% national average) and 7,700 people were looking after family/home. Benefits claimed by working aged people who are unable to work or are seeking work include:

- Job Seeker’s Allowance (unemployment)
- Universal Credit
- Carer’s Allowance (caring for a long term sick or disabled person)
- Disability Living Allowance

Figure 1 - Claimant count as a proportion of residents aged 16-64

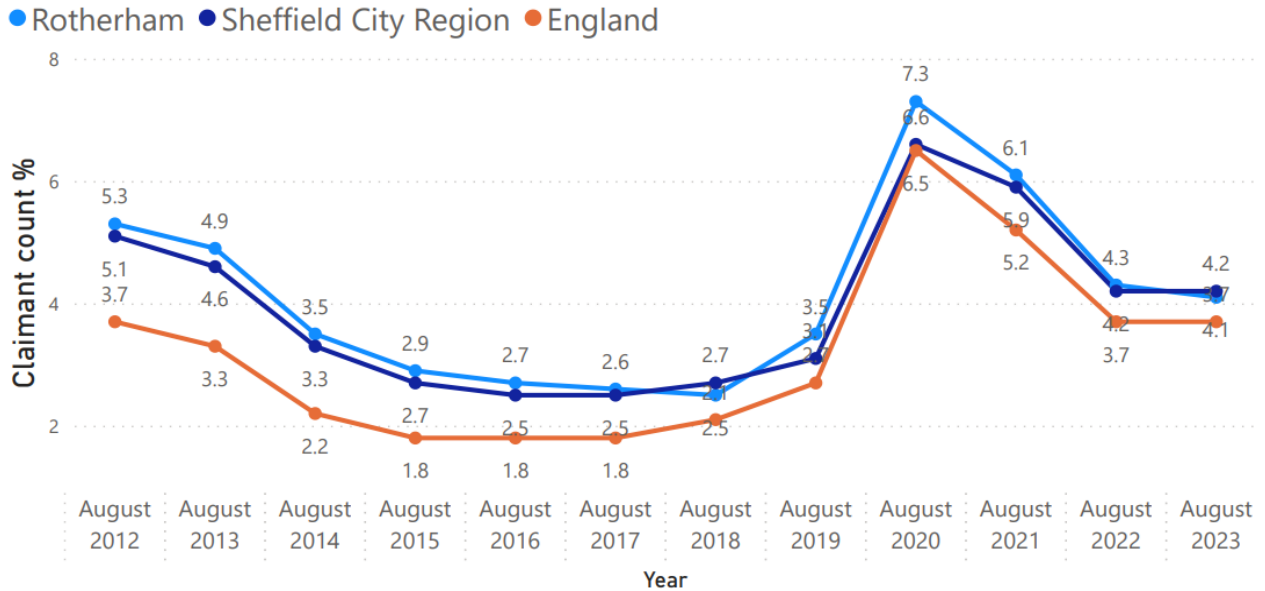


Figure 1 shows the claimant count as proportion of residents aged 16-64. Claimant count is a composite of the number of people claiming jobseekers’ allowance (JSA) and Universal credit (UC) who are required to seek work to qualify for their benefits. Rotherham had 9,920 claimants in August 2021, however by August 2023 this figure had reduced 6,780 (32% reduction). As a percentage 4.1% all adults in Rotherham were registered in the claimant count, which is similar to (although slightly lower) than higher than SCR (4.2%) and higher than the national average (3.7%) in August 2023.

Claimant count numbers in Rotherham are below COVID 19 levels, however, are still higher than pre COVID 19 numbers as 5,595 were claiming unemployment benefits in August 2019 compared to 6,780 in August 2023.

Table 1 - Alternative claimant count by Reach Area

Reach Area	August 2022	August 2023	Difference
Arnold	335	355	6%
Aughton	645	575	-11%
Central	1,560	1,570	1%
Coleridge	1,230	1,275	4%
Dinnington	730	675	-8%
Maltby	770	645	-16%
Rawmarsh	530	535	1%
Swinton	830	775	-7%
Thrybergh	370	330	-11%
Rotherham	7,030	6,780	-4%

Looking at Table 1 the majority of reach areas saw the number of people on the claimant count reduce between August 2022 and August 2023, with Maltby seeing the largest fall at 16%. However four areas saw an increase in the number of people on the claimant count by between 1% and 6%.

Table 2 - % of workless households with dependent children

Date (Jan-Dec)	Rotherham		Sheffield City Region		England	
	number	%	number	%	number	%
2020	8,100	13.5	53,100	16.0	1,139,400	9.2
2021	8,300	13.8	28,200	9.2	1,214,100	9.7
2022	12,500	19.3	40,300	13.3	1,230,200	9.9

Table 2 shows 19.3% of all workless households in Rotherham had dependent children in 2022. The figures show there are 4,200 more children (an increase of 50.6%) in workless households in 2022 compared to 2021. These figures are worse

than both SCR and national levels where the numbers of dependent children living in workless households increased by 42.9% and 1.3% respectively.

Other out of work benefits include the carers allowance where people caring for someone on a regular basis with a disability are given a weekly allowance. Carers allowance claimants count in Rotherham was 6,736 in February 2023 compared to 6,431 in February 2022 (an increase of 4.7%). Disability living allowance (DLA) is additional funding given to those living with a long-term health illness or disability to cover extra costs. 8,148 people in Rotherham claimed DLA in February 2023 compared to 8,037 in February 2022 (an increase of 1.4%).

## Ethnicity & Migration

Table 3 – Ethnicity of Rotherham residents aged 0-19 years old, Census 2021

Ethnicity	Percentage aged 0-19 years
Black African/Caribbean	1.2%
Black Other	0.2%
Roma	0.2%
Mixed Heritage	3.2%
Other Asian Background	1.5%
Other ethnic group	1.4%
Pakistani	6.3%
White British	83.6%

White Other	2.3%
Grand Total	100.0%

According to the Census the ethnic minority population of Rotherham increased from 8.1% in 2011 to 11.7% in 2021. Table 3 shows ethnic minority school aged children (aged 0-19) accounted for 16.4% of the school aged population (according to the 2021 Census). Children of Pakistani Heritage are the largest ethnic minority group amongst school aged children at 6.3% followed by those of mixed heritage at 3.2%.

Coleridge (41.9% ethnic minority population) was the most ethnically diverse reach area in 2021, covering Eastwood, the Town Centre, Wellgate, Broom Valley and part of East Dene. The only other reach areas with ethnic minority populations above the borough average were Central (16.9%) which covers Ferham and Masbrough, and Arnold (17.2%) which covers part of East Dene.

Table 4 – Ethnic Groups by Reach Area 2011 census (2021 Census update not yet available)

Reach Area	Children 0 to 4	White British	Other White	Multiple Heritage	Pakistani	Other Asian	Black	Other	BME
Arnold	697	558	6	33	68	10	13	9	19.9%
Aughton	2,110	1,933	23	57	32	29	27	9	8.4%
Central	2,257	1,688	76	109	240	44	75	25	25.2%
Coleridge	1,975	965	126	129	445	163	82	65	51.1%
Dinnington	2,261	2,157	26	51	3	12	6	6	4.6%
Maltby	2,573	2,448	25	46	20	17	8	9	4.9%
Rawmarsh	1,115	1,027	16	36	2	20	12	2	7.9%
Swinton	2,150	2,067	22	40	0	10	7	4	3.9%
Thrybergh	529	555	7	14	7	4	12	1	8.5%
<b>Rotherham Borough</b>	<b>15,738</b> (100%)	<b>13,398</b> (85%)	<b>327</b> (2%)	<b>515</b> (3%)	<b>817</b> (5%)	<b>309</b> (2%)	<b>242</b> (2%)	<b>130</b> (1%)	<b>14.9%</b>

Table 4 shows a high level of variation in ethnicity between the reach areas. Across the three central area reach areas of Coleridge, Central and Arnold, 35% of children aged 0-4 were BME in 2011, with 15.3% of Pakistani heritage. By the 2021 census BME proportion in the wider central areas is likely to reach almost 50%. All other reach areas had lower proportion of children aged 0-4 from BME communities than the Borough average of 15%. The proportion of BME children under five in 2011 was less than 9% in all nine reach areas, the lowest being Swinton at 3.9%.

Since 2004, there has been a large migration of East European Roma people from Slovakia and Czech Republic to Rotherham and since 2014 from Romania also. The great majority settling in the Coleridge (Eastwood/Wellgate) and Central

(Ferham/Masbrough) reach areas but overall, Roma remain a relatively small percentage of the child population (about 3% of those aged 0-4). Table 4 shows that children aged 0-4 are more ethnically diverse than the overall population with 15% being from BME groups in 2011, almost twice the average for all ages of 8%.

Table 5 - Internal migration by local authorities in England and Wales, year ending June 2020

LA name	Inflow	Outflow	Net
Barnsley	7,482	6,639	843
Doncaster	9,144	8,656	488
Rotherham	7,866	8,187	-321
Sheffield	27,444	29,199	-1,755

Table 5 shows internal migration by South Yorkshire local authorities in the year ending June 2020. Within South Yorkshire, Barnsley and Doncaster all have a positive net flow of migration coming in, with Sheffield and Rotherham having negative migration net flow, with more people leaving than settling. Only 4.1% of all internal migration nationally included children between 0-4 years old, a relatively low figure in comparison to people aged 20-29 who accounted for 42.3%. It is likely internal migration across the UK is linked with young adults moving across the country seeking work and training opportunities as households with young children are less likely to relocate.

### Employment and average earnings

Full time median weekly income in Rotherham between 2020-2022 showed a mixed picture for men and women (see table 6). In 2022 male full time workers median weekly pay increased by 6.1% to £644.40 and full time female workers median weekly pay increased by 11.1% to £506.10. Though women's weekly pay rose in 2022 a gender pay gap still exists. Female earnings as a percentage of their male counterparts accounted to 77.5% in 2022, meaning for every £1 earned by full time male workers in Rotherham women only made £0.775. This is below national figure where the figure stands at 84.7%. More needs to be done locally ensuring equality of pay and opportunities for women across borough.



Table 6 - Full time median weekly earnings Rotherham

	Date	Rotherham Male Full Time Workers	Rotherham Female Full Time Workers	Rotherham average Full Time Workers	Rotherham Female Earnings as % of Male
	2020	580.40	442.60	518.70	76.3%
	2021	607.50	445.50	536.60	73.3%
	2022	644.40	506.10	587.70	78.5%
<b>England</b>	<b>2022</b>	<b>690.00</b>	<b>584.50</b>	<b>645.80</b>	<b>84.7%</b>

Table 7 – Net annual household income, financial year ending 2020

Reach area	Net annual household income (£)
Arnold	30,500
Aughton	30,800
Central	27,200
Coleridge	27,800
Dinnington	31,933
Maltby	30,660
Rawmarsh	27,033
Swinton	29,450
Thrybergh	24,600

N.B. These figures are aggregated from MSOA level data.

Table 7 shows average net annual household incomes in for the financial year ending 2020 around different reach areas. Areas surrounding the Thrybergh children’s centre had the lowest net income in Rotherham at £24,600. A net income gap is visible in Rotherham as southern wards tended to have higher net incomes than those in northern wards of Rotherham.

Table 8 – Business count by Reach Area

Reach area	Total Business count 2022	Total Business count 2023	% Change
Arnold	225	210	-6.7%
Aughton	1180	1170	-0.8%
Central/Coleridge	1940	1975	1.8%
Dinnington	1305	1265	-3.1%
Maltby	1130	1125	-0.4%
Rawmarsh	465	460	-1.1%
Swinton	1195	1150	-3.8%
Thrybergh	230	240	4.3%
<b>Total</b>	<b>7680</b>	<b>7600</b>	<b>-1.0%</b>

N.B – MSOA data combines Coleridge and central reach areas together and is a 'best fit' in relation to reach area

Table 8 highlights the business count by reach area in 2022 and 2023. As expected, wards in Central and Coleridge contained the highest number of businesses at 1,975 in 2023 growing by 1.8% from the previous year due to their coverage of town centre business. Rotherham's overall business counts fell by 1.0% in 2023, with 80 fewer businesses than in 2022. A reduction in business counts within a reach area can lead to unemployment rising as local businesses foreclosures correlate with job redundancies and potential rises in poverty levels locally.

## Deprivation

According to the Indices of Deprivation 2019 where 1 is the most deprived district, Rotherham is 44th in England by average IMD score, a significant rise from 52<sup>nd</sup> in 2015. According to The Income Deprivation Affecting Children Index measuring the proportion of all children aged 0 to 15 living in income deprived families, 42 (27.5%) LSOAs are ranked in the most deprived 10% nationally.

There is a great range of inequality of income and other life chances within Rotherham. The main drivers of deprivation in Rotherham are high worklessness, low qualification levels, poor health and high rates of disability. Whilst education deprivation in Rotherham has reduced slightly overall, there have been increases in the most deprived areas where attainment and participation in further and high education are low. Within Rotherham, the highest deprivation rankings are in the

Education and Skills domain, with 10 ward areas falling in the top 1% most deprived areas in England.

Table 9 – Number of children living in low income families (Absolute low income)

Reach Area	2020/21	2021/22	% Difference
Arnold	848	660	-22%
Aughton	1,343	1197	-11%
Central	2,348	1961	-17%
Coleridge	2,925	2507	-14%
Dinnington	1,525	1108	-27%
Maltby	1,520	1196	-21%
Rawmarsh	878	662	-25%
Swinton	1,676	1350	-20%
Thrybergh	699	473	-32%
Rotherham Total	13,762	11,118	-19%

The Number of children living in absolute low income families between 2020/21 and 2021/22 fell many parts of Rotherham. Absolute poverty is characterised by severe

deprivation of basic human needs, including food, health, shelter, education, and information. Table 9 shows children living in low income families by reach area.

Please note that due to the impact of the COVID-19 pandemic, the statistics and data regarding absolute low income and poverty is less reliable than seen in previous years. Due to this, it will not be possible to make year on year comparisons, or to draw conclusions about recent poverty trends. It is therefore recommended that poverty data for 2021/22 is instead viewed as a point in time estimate of poverty levels only.

With cost of living rising and economic uncertainty looming there is a real concern poverty amongst children will get worse in Rotherham.

Studies show child poverty is associated with a wide range of health-damaging impacts, negative educational outcomes and adverse long-term social and psychological outcomes. The poor health associated with child poverty limits children's potential and development, leading to poor health and life chances in adulthood.

Table 10 - Children and young people living in absolute poverty in Rotherham, 2022

Age Group	2020/21	2021/22	% Difference
0-4	3,475	2,723	-22%
5-10	4,094	3,182	-23%
11-15	3,689	3,076	-17%
16-19	2,563	2,129	-17%
Total	13,817	11,118	-20%

Table 11 – Average IMD Ranks based by Reach Area

Reach Area	Average IMD Rank	Average IMD Score 2015	Average IMD Score 2019	% Change
Arnold	9,073	40.2	42.0	4.4%
Aughton	15,860	19.1	20.9	9.4%

Central	9,073	34.5	34.7	0.7%
Coleridge	9,413	37.2	36.6	-1.5%
Dinnington	15,287	21.6	23.5	8.5%
Maltby	14,907	21.5	23.4	9.2%
Rawmarsh	8,002	32.9	33.6	2.1%
Swinton	10,045	26.3	28.7	9.2%
Thrybergh	2,148	52.4	54.1	3.2%

## APPENDIX 7 – Definitions of Childcare

### What is Childcare?

Childcare is defined in Section 18 of the Childcare Act 2006 as “any form of care for a child” including “education ... and any other supervised activity.”

The childcare analysis in this report looks specifically at Ofsted registered childcare plus the early years and out of school provision delivered on a school site.

The early education analysis in this report includes early education delivered by registered childcare providers and Nursery schools and Nursery / Foundation 1 classes.

### Childminder

Registered Childminders look after children, usually in their own home. They are self-employed and they decide on working hours and as such can be flexible in offering early mornings, evenings and weekends, as well as part-time. All registered Childminders must meet the requirements within the Statutory Framework for the Early Years Foundation Stage (EYFS)<sup>4</sup>

### Day Nursery (Full Daycare)

A Day Nursery provides care and education for children between the ages of six weeks and five years. (Some may also offer out of school care for 5 to 11 year olds.). They must meet the requirements within the Statutory Framework for the Early Years Foundation Stage (EYFS)<sup>4</sup>. Opening times are from around 8am to 6pm (hours vary but some nurseries may start before 8am), some are open all year round while others offer term time only provision. There are usually a range of sessions available which enable parents to send their child full or part time.

### Pre-School / Playgroup (Sessional)

Pre-Schools or Playgroups provide care and most offer early education for children between two and five years old. They offer sessions from 2<sup>1/2</sup> hours to 5 hours, during term time. Some are developing their services to offer longer sessions or full-time day care in line with the

---

<sup>4</sup> Statutory framework for the early years foundation stage,  
[https://assets.publishing.service.gov.uk/government/uploads/system/uploads/attachment\\_data/file/1170108/EYFS\\_framework\\_from\\_September\\_2023.pdf](https://assets.publishing.service.gov.uk/government/uploads/system/uploads/attachment_data/file/1170108/EYFS_framework_from_September_2023.pdf)

extended entitlement to Early Education Funding. They must meet the requirements within the Statutory Framework for the Early Years Foundation Stage (EYFS)<sup>4</sup>.

### **Breakfast Clubs and After School Clubs**

Breakfast clubs are normally open from 8am and After School clubs are typically open from 3.30pm up to 6pm. These services can be based in a range of venues including on school sites, youth clubs, community centres or nurseries. Some schools organise the childcare themselves, but others will work with local voluntary groups or private providers who will provide staff and sometimes facilities.

### **Holiday Play Schemes**

Holiday Play Schemes tend to be open from 8am to 6pm and run outside of term time. These services can be based in a range of venues including on school sites, youth clubs, community centres or nurseries.

### **Maintained Nursery School / Maintained/Academy Nursery Classes**

Nursery schools and Nursery classes provide early education (Foundation 1) for children between three and four years old. Nursery schools / classes are open during school hours in term time. Many offer full or half-day sessions. Many have extended their provision to cater for the needs of working parents. Some may also offer out of school care before or after school during term time and in the school holidays. They must meet the requirements within the Statutory Framework for the Early Years Foundation Stage (EYFS)<sup>4</sup>.

### **Maintained/Academy Foundation Stage Units**

Foundation units provide early education (Foundation 1) for children between three and four years old in provision which also includes Foundation 2/Reception age children. Foundation units are open during school hours in term time. Many offer full or half-day sessions. Many have extended their provision to cater for the needs of working parents. Some may also offer out of school care before or after school during term time and in the school holidays. They must meet the requirements within the Statutory Framework for the Early Years Foundation Stage (EYFS)<sup>4</sup>.

### **Maintained/Academy Two Year Old Provision**

Some schools have lowered their age range to provide early education for children from the age of two years. Two year old provision in schools is open during term time. Many offer full or half day sessions. They must meet the requirements within the Statutory Framework for the Early Years Foundation Stage (EYFS)<sup>4</sup> including the relevant staffing requirements for two year olds. The two year old provision is inspected as part of the main school inspection.



## APPENDIX 8 – Ofsted Registration

The Childcare Act 2006 says that childcare is ‘any form of care for a child, including education or any other supervised activity’.

Most childcare providers caring for children under eight years old **for more than two hours a day** in England must register with Ofsted (or a childminder agency). However, there are a number of registration exemptions, as detailed here - [Registration exemptions - Childminders and childcare providers: register with Ofsted - Guidance - GOV.UK \(www.gov.uk\)](#)

To register, you need to be 18 or over and have the right to work in the United Kingdom.

It is a criminal offence to provide unregistered childcare, or on unapproved premises, if you are legally required to register. Ofsted is responsible for making sure that only people who are suitable and ready to provide childcare are registered.

It is an offence to knowingly make a false or misleading statement in an application to register.

There are two Ofsted registers:

**Early Years Register** – for providers caring for children aged from birth to 31 August after their fifth birthday. Providers on this register must meet all the safeguarding and welfare and the learning and development requirements of the [Statutory requirements for the early years foundation stage](#).

**Childcare Register**, which has two parts:

- Compulsory – for providers caring for children from 1 September after the child's fifth birthday up until their eighth birthday.
- Voluntary – for providers caring for children aged eight and over, or if providers are choosing to register voluntarily (for example, if you're a nanny).

Providers on the Childcare Register must [meet the register requirements](#).

The registration requirements and the processes will differ depending on the type of childcare provided and the ages of the children looked after.

<b>Type of Childcare</b>	<b>Definition</b>
Childminder	<p>You are a childminder if you are caring for children in your or someone else’s home for payment or reward. It does not count as childminding if it is the home of one of the children being cared for, unless the care is for more than 2 different families at the same time. You can work alone or with up to 2 Childminders or assistants at any one time. Each Childminder (often known as co-childminders) must apply to register separately.</p> <p>Under your Childminder registration, you can apply to spend up to 50% of your time running childcare from non-domestic premises. Non-domestic premises include places like nurseries, church halls, parts of a school or classrooms. You need to follow the same requirements as your original registration.</p>
Childcare on domestic premises	<p>If you want to work with 3 or more other adults in someone’s home, this counts as childcare on domestic premises. “Domestic premises” means somewhere that’s used entirely or mainly as a private home. You can have 4 or more Childminders or any mix of Childminders and Childminding Assistants. Under your childcare on domestic premises registration, you can apply to spend up to 50% of your time running childcare from non-domestic premises.</p>
Childcare on non-domestic premises	<p>This is where childcare is provided on premises which are not somebody’s home, for example, in purpose-built premises, village halls, and school premises. Such childcare normally includes nurseries, playgroup, before- and after-school clubs and other daycare.</p>
Home Childcarer (also known as nannies or au pair)	<p>Nannies and au pairs, also known as ‘home childcarers’, look after children of any age in the child’s own home.</p> <p>As a nanny, you can look after children from two different families at the home of one of the families. However, if more than two families use the care at the same time, it is classed as childminding and you will need to register as a Childminder.</p>

<b>Ages of children being cared for</b>	<b>Type of Register</b>
Birth to 31 August after their fifth birthday	Early Years Register
From 1 September after their fifth birthday up to their eighth birthday	Compulsory part of the Childcare Register
Eight years and over	Voluntary part of the Childcare Register
Looking after children as a nanny	Voluntary part of the Childcare Register
Any other childcare when you don't have to register with Ofsted	Voluntary part of the Childcare Register

### **Ofsted Inspections**

How and when you'll be inspected by Ofsted depends on whether you're on the Childcare Register or the Early Years Register.

Ofsted will make sure you're meeting the requirements for:

- Safeguarding and Welfare
- Learning and Development

If you do not meet the requirements, you'll be told what you need to do to improve and when you need to improve by.

### **Childcare Register**

You could be inspected at any time if you're only on the Childcare Register.

You'll get a letter to tell you whether you've met the requirements.

The inspection letter will be [published online by Ofsted](#) for one year.

[Read more about how inspections are done](#)

### **Early Years Register**

You'll usually be inspected within the first 30 months of registering as a Childminder or Childcare provider, and at least once every 6 years after that.

You may also be inspected if someone reports concerns about the childcare you're providing.

You'll be sent a report with your grade. You'll be told how to do better, if there's anything that can be improved.

You'll be graded as one of the following:

- Grade 1 - outstanding
- Grade 2 - good

- Grade 3 - requires improvement
- Grade 4 - inadequate

[Read the early years inspection handbook](#) to find out what these grades mean.

Your inspection report will be [published online by Ofsted](#) within 10 working days of you being sent it.

You must give a copy of the report to the parents of the children you look after and to anyone else who asks for one.

## APPENDIX 9 – Local Authority Support for Parents / Providers

### Families Information Service:

The Families Information Service (FIS) provides free and impartial advice on childcare, early education and activities for children and young people as well as support services and benefits. They hold details of all registered and unregistered childcare across Rotherham to support parents in finding childcare provision to meet their needs. The FIS also offers extra support to families experiencing difficulty finding suitable childcare, for example, if short term/emergency, overnight or out of hours childcare is needed, children with Special Educational Needs and Disabilities (SEND), parents/carers for whom English is a second language or if no suitable childcare was found from their initial request. The FIS help by offering support such as providing one-to-one support, advice and guidance, contacting providers to find out whether they are able to offer the service the family requires and where appropriate, arranging for parents/carers to be accompanied on their initial visits.

The service is available via a Freephone helpline, email, or website [www.rotherham.gov.uk/fis](http://www.rotherham.gov.uk/fis) providing parents and professionals with access to information on a wide range of subjects.

The FIS also carry out the eligibility checks for all two year old early education places. Parents can apply for the funding via the Freephone helpline, postal application or online portal. The FIS notify parents of the eligibility check outcome and give support to access their free place (for example, by providing details on local early education providers, explaining the process to access the place and referring to the Inclusion Officer for support for children with SEND).

They can also advise on other government schemes to help with the costs of childcare including:

- Childcare element of Universal Credits
- Childcare element of Tax Credits
- Tax Free Childcare
- Childcare Vouchers
- Care to Learn
- Discretionary support fund for further education
- Student Finance for full time higher education

### **Support for Children with Special Educational Needs and Disabilities (SEND):**

The Families Information Service (FIS) offers 'brokerage' assistance to families with children with additional needs by offering the support needed to find the right childcare for the child and family. The support offered varies depending on individual circumstances; for example, the FIS may contact childcare providers on a parent's behalf to check if the provision is suitable or search for childcare with particular experience and/or training of children with additional needs. The FIS also work closely with the Early Years Inclusion team who then support the family and the childcare provider to ensure the child's individual needs are met. The Early Years Inclusion team support settings to be inclusive to all children and families. Specialist transitions are put in place for children with SEND into childcare or an early education place.

Individualised support is offered to childcare settings and parents of children with complex SEND to identify specialist needs and ensure that settings are equipped with the resources and specialised training needed to meet the child's individual needs. This may include medical care plans, specialist equipment needed, individualised risk assessments and individual fire evacuation plans.

Settings and schools are also supported to ensure some children with SEND are in a setting with specialist enhanced support through an Inclusion Support Grant. Disability Access funding is available for settings who have children aged three and four years whose parents are in receipt of Disability Living Allowance for a child with SEND this can then be used to purchase resources or support from specialist services.

### **Support for Black and Minority Ethnic (BME) Families:**

Additional support to access childcare and early education can be offered to BME families. The Families Information Service offers a telephone translation service to ensure that the family's needs are clearly understood and the information and advice given is clear and that the family's needs have been met. If further support is required a referral to an Early Help Outreach and Engagement Worker is made to offer supported visits to local childcare providers. Early Help staff work closely with local communities and organisations to increase the awareness of childcare and early education, working with families to remove barriers by visiting families at

home, engaging them in Family and Children's Centre services, building trust and relationships between families and local childcare and early education providers.

**Support for Childcare and Early Education Providers:**

A range of support is provided to early years childcare providers to ensure quality standards are maintained and increased on an ongoing basis. We target support to new providers and those with a 'Requires Improvement' or 'Inadequate' Ofsted grade, or where the setting is identified as at risk of not getting at least a Good Ofsted outcome at their next inspection. This risk is identified through the Early Years Quality Improvement (EQuIP) visits between setting leader(s) and the setting's allocated Early Years Specialist.

Childcare Officers provide a range of support to registered Childminders and Out of School Clubs. Support is available throughout the Ofsted registration process and also in preparation for Ofsted inspections. Childcare Officers offer support visits to providers, in particular those providers who are due an Ofsted inspection, to offer advice and guidance on Ofsted requirements and the Early Years Foundation Stage (EYFS). Follow up visits are carried out as necessary to ensure all actions have been implemented and provide further support as required prior to Ofsted inspections. Childminders are supported to complete the EQuIP during visits.

In order to support ongoing Childminder recruitment, the training offer now includes one to one support or group training to be more responsive to needs.

Each early years group setting is allocated an Early Years Specialist to complete the EQuIP which identifies their likelihood of achieving a good or better Ofsted outcome at their next inspection, support with meeting the requirements of the Early Years Foundation Stage Statutory Framework and the development of high quality provision and practice. Where a setting has 0-3 year provision that is identified as needing support by an Early Years Specialist this support is then provided by the Early Years Lead Practitioner (Birth to 3 years).

In addition, a range of networking and training events are offered to group settings to keep them up to date with early years developments and expectations and support the development of effective practice. For good and outstanding settings this is the main source of support offered to them.

All registered providers with an Outstanding, Good or Requires Improvement Ofsted grade can now offer early education places to three and four year olds and those with a 'Good or Outstanding' Ofsted grade can offer place to eligible two year olds. All new providers awaiting their first inspection can also offer early education places for eligible two year olds and three and four year olds. Support for all new providers is given to ensure that they fully understand the contractual requirements.



**APPENDIX 10 – Projections for Expanded Entitlements for two year olds (April 2024 and September 2025)**

Children's Centre Reach Area	Sufficiency Sub Area	Potential Number of Eligible Children (Based on 80% take up rate)	Number of Fee Paying 2 Year Old Children in a Place	Remaining Number of Eligible Children	Potential spare/lack of capacity for 80% take-up April 2024	Potential spare/lack of capacity for 80% take-up September 2025 (30 Hours)
Arnold	Herringthorpe/East Dene/Clifton	27	15	12	36	12
Aughton	Aughton / Aston	84	49	35	6	-64
	Brinsworth	32	9	23	16	-20
	Catcliffe / Treeton	33	20	13	7	-33
	Whiston	15	6	9	-11	-29
Central	Masbrough / Bradgate / Blackburn / Dropping Well / Meadowbank / Richmond Park	43	18	25	5	-26
	Greasbrough / Rockingham / Wingfield	25	19	6	27	-8
	Kimberworth / Kimberworth Park	37	25	12	24	7
	Thorpe Hesley	29	3	26	-25	-51
Coleridge	East Dene/Clifton	13	32	-19	19	10
	Eastwood / Town Centre	6	5	1	44	41
	Broom / Moorgate	48	11	37	-19	-59
	Canklow	4	0	5	-19	-22
Dinnington	Anston	28	41	-13	57	31
	Dinnington / Laughton	70	62	8	42	-11
	Woodsetts	6	2	4	-3	-3
	Harthill / Kiveton / Wales / Todwick	48	90	-42	58	6
	Thurcroft	38	6	32	-12	-24
Maltby	Bramley / Wickersley	114	106	8	14	-43
	Maltby	54	31	23	97	55
Rawmarsh	Rawmarsh	67	71	-4	45	-6
Swinton	Swinton / Kilnhurst	54	155	-26	76	5
	Wath	66	96	-30	82	27
	Brampton/West Melton South / West	24	4	20	-1	-29
Thrybergh	Thrybergh / Dalton	33	11	22	169	132

**APPENDIX 11 – Projections for Expanded Entitlements for nine month olds (September 2024)**

Children's Centre Reach Area	Sufficiency Sub Area	Number of Fee Paying Children in a Place	Potential Number of Eligible Children (Based on 60% take up rate)	Remaining Number of Eligible Children (Based on 60% take up rate)	Potential Number of Eligible Children (Based on 35% take up rate)	Remaining Number of Eligible Children (Based on 35% take up rate)	Potential spare/lack of capacity for 60% take-up September 2024	Potential spare/lack of capacity for 35% take-up September 2024
Arnold	Herringthorpe/East Dene/Clifton	28	22	-6	20	-8	41	50
Aughton	Aughton / Aston	27	75	48	44	17	-23	8
	Brinsworth	26	33	7	19	-7	21	35
	Catcliffe / Treeton	20	39	19	23	3	-4	12
	Whiston	4	17	13	10	6	-13	-6
Central	Masbrough / Bradgate / Blackburn / Dropping Well / Meadowbank / Richmond Park	17	39	22	23	6	41	57
	Greasbrough / Rockingham / Wingfield	28	27	-1	16	-12	4	15
	Kimberworth / Kimberworth Park	22	31	9	18	-4	-6	7
	Thorpe Hesley	31	28	-3	16	-15	3	15
Coleridge	East Dene/Clifton	16	11	-5	6	-10	8	13
	Eastwood / Town Centre	4	4	0	3	-1	2	3
	Broom / Moorgate	64	46	-18	27	-37	35	54
	Canklow	0	4	4	3	3	-4	-3
Dinnington	Anston	49	28	-21	16	-33	45	57
	Dinnington / Laughton	67	61	-6	36	-31	23	48
	Woodsetts	3	3	0	2	-1	0	1
	Harthill / Kiveton / Wales / Todwick	49	43	-6	25	-24	10	28
	Thurcroft	0	26	26	15	15	-26	-15
Maltby	Bramley / Wickersley	135	92	-43	54	-81	58	96
	Maltby	60	51	-9	30	-30	30	51
Rawmarsh	Rawmarsh	86	62	-24	36	-50	47	73
Swinton	Swinton / Kilnhurst	57	58	1	34	-23	2	26
	Wath	92	63	-29	37	-55	41	67
	Brampton/West Melton South / West	4	22	18	13	9	-18	-9
Thrybergh	Thrybergh / Dalton	22	33	11	19	-3	40	54

**APPENDIX 12 – Projections for Expanded Entitlements for nine month olds (September 2025)**

Children's Centre Reach Area	Sufficiency Sub Area	Number of Fee Paying Children in a Place	Potential Number of Eligible Children (Based on 60% take up rate)	Remaining Number of Eligible Children (Based on 60% take up rate)	Potential Number of Eligible Children (Based on 35% take up rate)	Remaining Number of Eligible Children (Based on 35% take up rate)	Potential spare/lack of capacity for 60% take-up September 2025	Potential spare/lack of capacity for 35% take-up September 2025
Arnold	Herringthorpe/East Dene/Clifton	28	44	24	26	6	11	29
Aughton	Aughton / Aston	27	150	123	88	61	-98	-36
	Brinsworth	26	66	40	38	12	-12	16
	Catcliffe / Treeton	20	77	57	45	25	-42	-10
	Whiston	4	35	31	20	16	-31	-16
Central	Masbrough / Bradgate / Blackburn / Dropping Well / Meadowbank / Richmond Park	17	78	61	46	29	2	34
	Greasbrough / Rockingham / Wingfield	28	55	27	32	4	-24	-1
	Kimberworth / Kimberworth Park	22	62	40	36	14	-37	-11
	Thorpe Hesley	31	56	25	32	1	-25	-1
Coleridge	East Dene/Clifton	16	22	6	13	-3	-3	6
	Eastwood / Town Centre	4	9	5	5	1	-3	1
	Broom / Moorgate	64	92	28	54	-10	-11	27
	Canklow	0	9	9	6	5	-9	-5
Dinnington	Anston	49	56	7	32	-17	17	41
	Dinnington / Loughton	67	123	56	72	5	-39	12
	Woodsetts	3	7	4	4	1	-4	-1
	Harthill / Kiveton / Wales / Todwick	49	86	37	50	1	-33	3
	Thurcroft	0	53	53	31	31	-53	-31
Maltby	Bramley / Wickersley	135	185	50	108	-27	-35	42
	Maltby	60	103	43	60	0	-22	21
Rawmarsh	Rawmarsh	86	123	37	72	-14	-14	37
Swinton	Swinton / Kilnhurst	57	115	58	67	10	-55	-7
	Wath	92	125	33	73	-19	-21	31
	Brampton/West Melton South / West	4	45	41	26	22	-41	-22
Thrybergh	Thrybergh / Dalton	22	65	43	38	16	8	35

### APPENDIX 13 – Childcare Sufficiency Action Plan

Objective	Action	Who	When	Progress
Childcare sufficiency issues identified in the 2023/24 Childcare Sufficiency report are addressed	Review instances of unmet demand for Childcare notified to the Families Information Service (FIS) on a quarterly basis and identify any opportunities for action.	Kerry Hurst, Early Years Sufficiency and Information Co-ordinator	December 2023 March 2024 June 2024 August 2024	
	Share Childcare Sufficiency Report 2023/24 with existing childcare providers, highlighting areas with limited capacity / potential unmet demand.	Kerry Hurst, Early Years Sufficiency and Information Co-ordinator	January 2024	
	Monitor changes to local childcare provision to identify where any potential sufficiency issues may occur  Include assessing potential changes in the childcare market to identify potential impact on sufficiency of childcare	Kerry Hurst, Early Years Sufficiency and Information Co-ordinator	Termly	
	Monitor turnover of Childminder registrations and potential impact of childcare sufficiency to assess impact of	Kerry Hurst, Early Years Sufficiency and Information Co-ordinator	December 2023 March 2024 June 2024	

	Childminder start up grants		September 2024	
	Planning for data collection of under 2's attendance to better understand where development of places is required.	Kerry Hurst, Early Years Sufficiency and Information Co-ordinator	April 2024	
	Planning for out of school demands and needs analysis to support wraparound childcare project	Kerry Hurst, Early Years Sufficiency and Information Co-ordinator	April 2024	